



GASTOWN **PUBLIC SPACES PLAN**

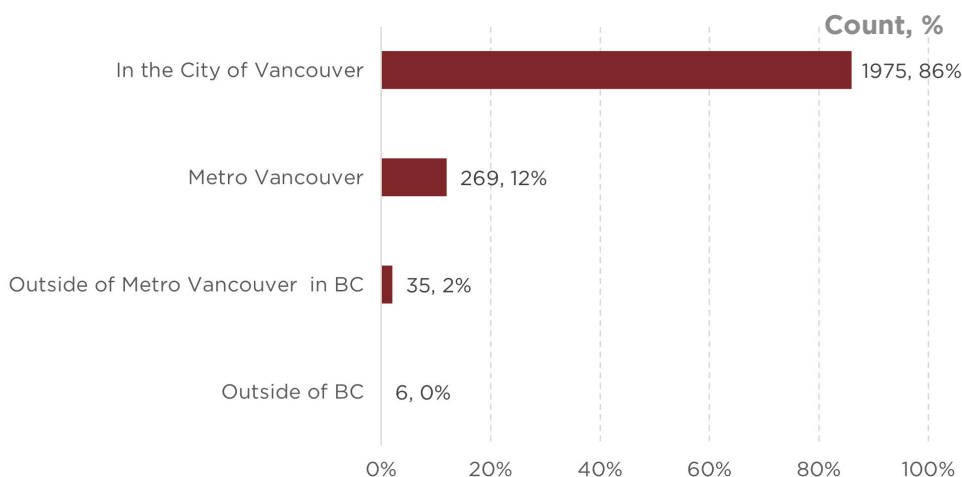
PHASE 1 ENGAGEMENT SUMMARY
APPENDIX

Community Survey Responses

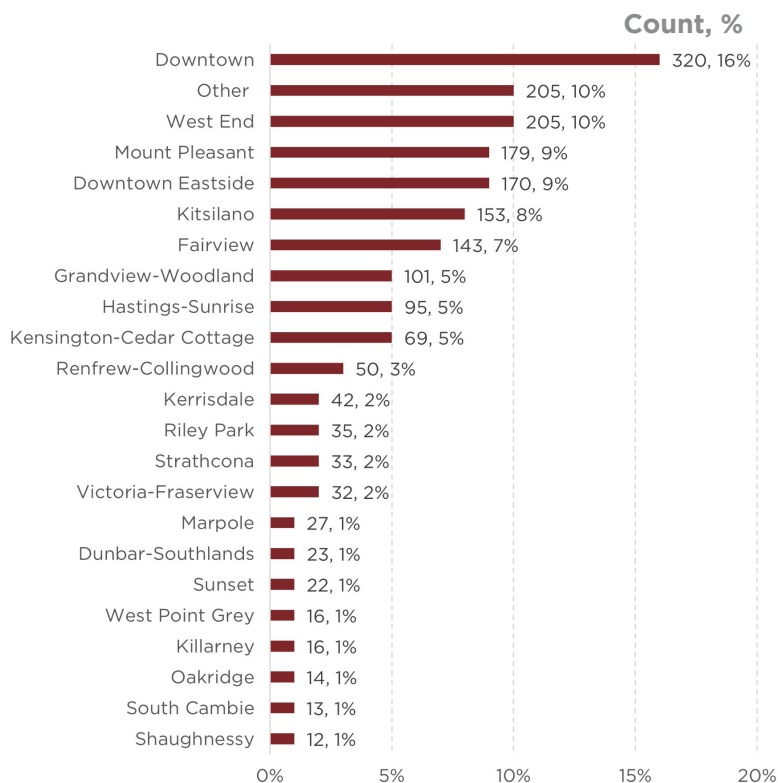
The following summarizes the results of our community survey. The survey was hosted through the City of Vancouver’s Talk Vancouver platform and ran from October 19 to November 19, 2023. Shortened paper surveys were also available at all in-person events and were distributed to residents of Gastown Hotel, Colonial Hotel, and Dominion Hotel.

Overall, we received **2359** responses from Talk Vancouver and paper survey respondents.

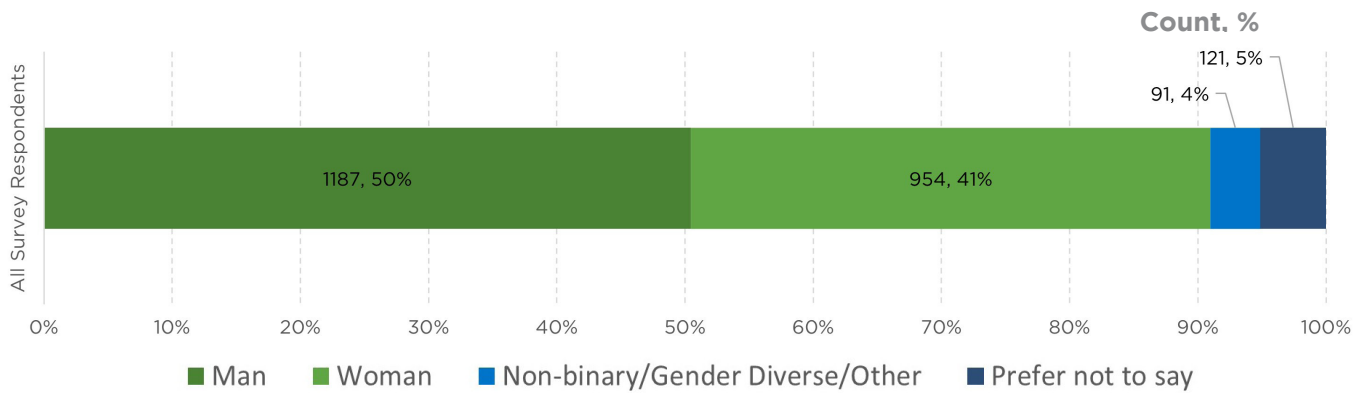
Q1. Where do you live?



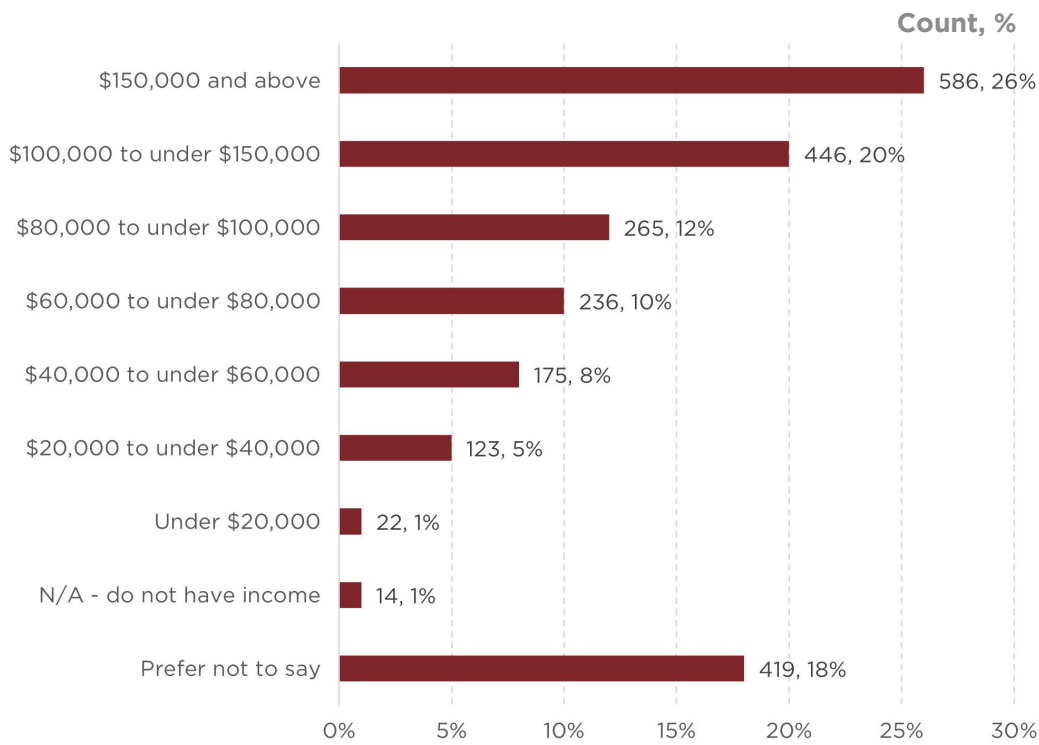
Q2. Which neighbourhood of Vancouver do you live in?



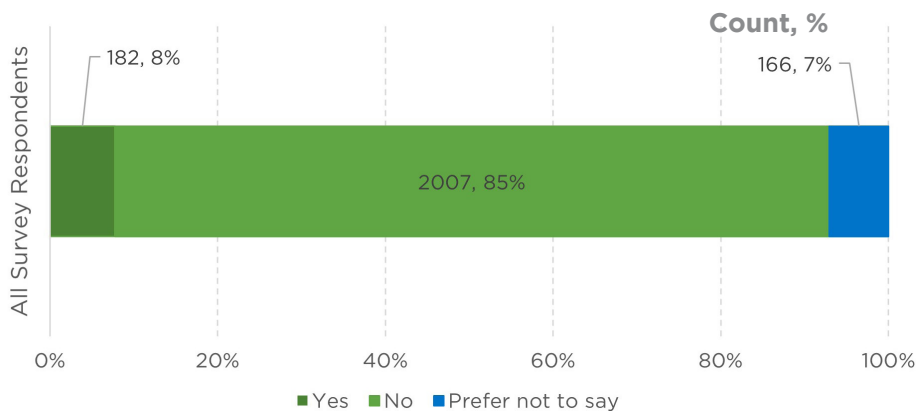
Q3. How would you describe your gender identity?



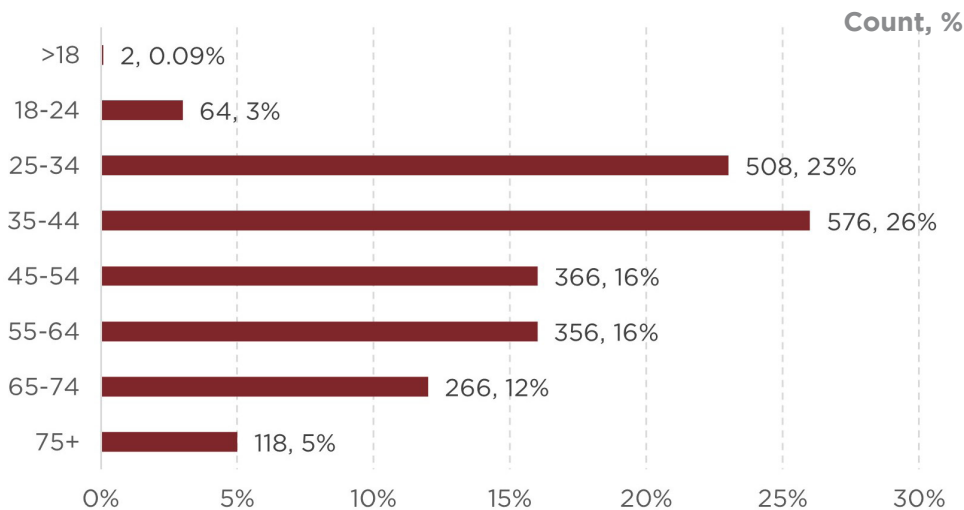
Q4. Which of the following best describes your total household income per year before taxes?



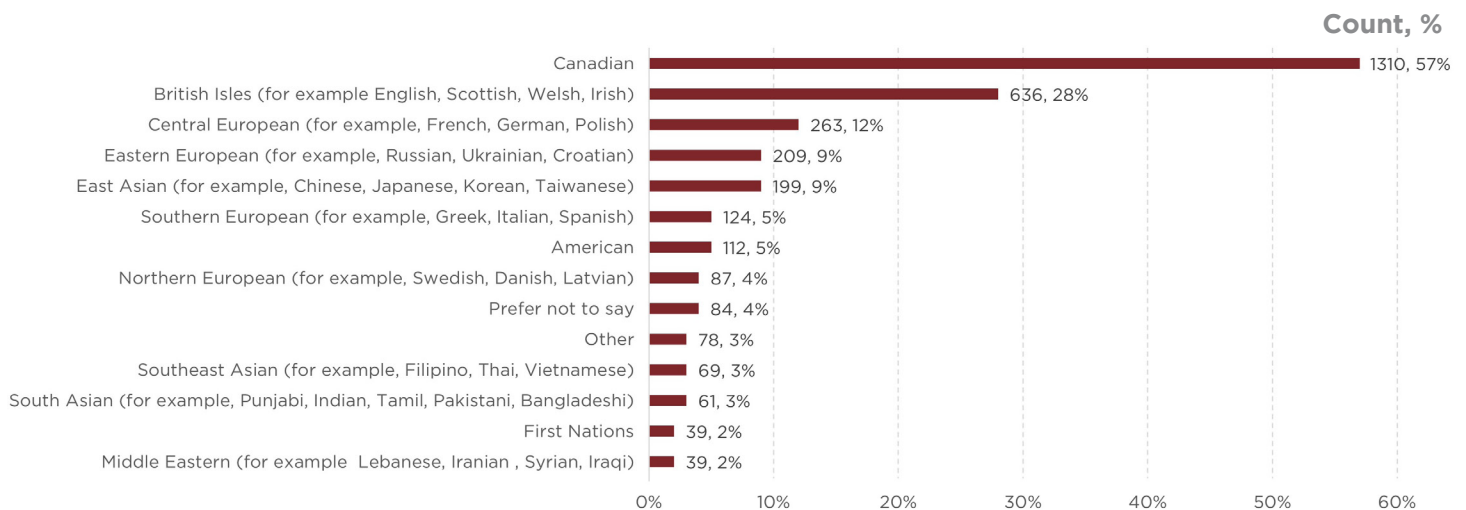
Q5. Do you identify as a person with a disability or medical condition that impacts your ability to move in and around Gastown area?



Q6. What is your age?



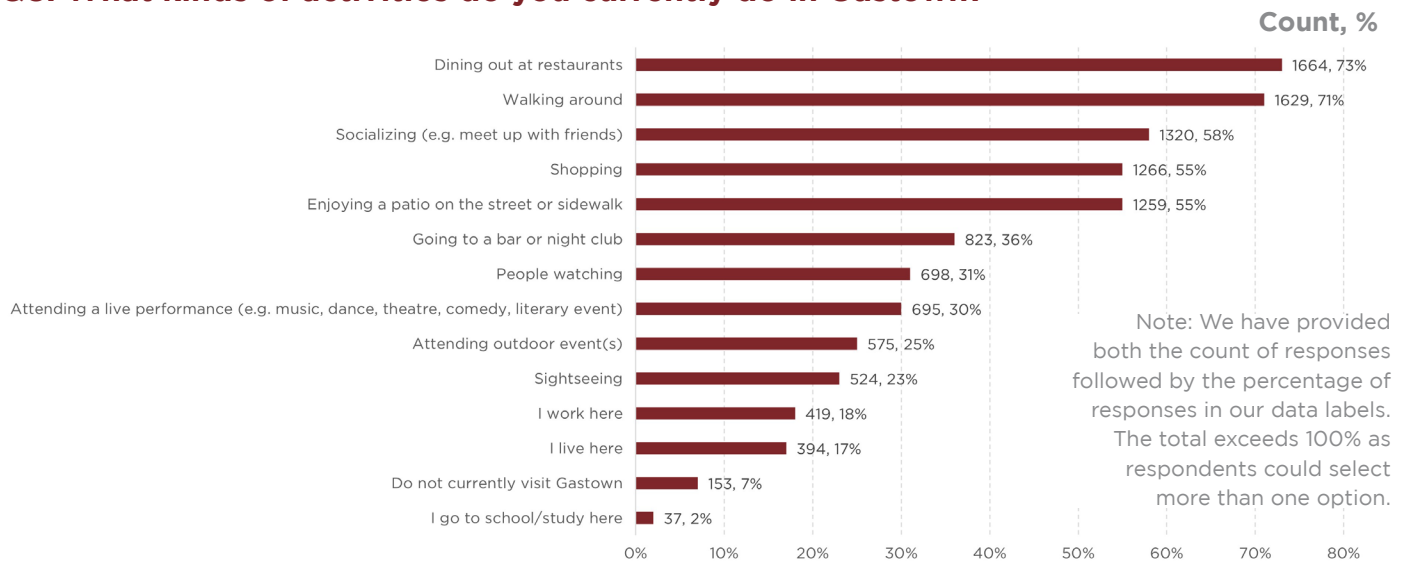
Q7. City of Vancouver residents and visitors come from many different backgrounds. What is your main ethnic origin or that of your ancestors (grandparents or older)?



Ethnic origins that had less than 2% of responses included:

- Additional Central South American (for example, Salvadorian, Panamanian, Argentinian)
- Métis
- Mexican
- Brazilian
- Oceania (for example, Australian, New Zealander)
- Inuit
- Guatemalan
- Mixed
- Peruvian
- East African (for example, Ethiopian, Sudanese, Kenyan, Somalian)
- West African (for example, Ghanaian, Liberian, Senegalese)
- Ecuadorian
- North African (for example Algerian, Egyptian, Libyan)
- Multiple Indigenous identities
- Southern African (for example, Tanzanian, South African, Zimbabwean)
- Caribbean (for example, Jamaican, Barbadian, Cuban)

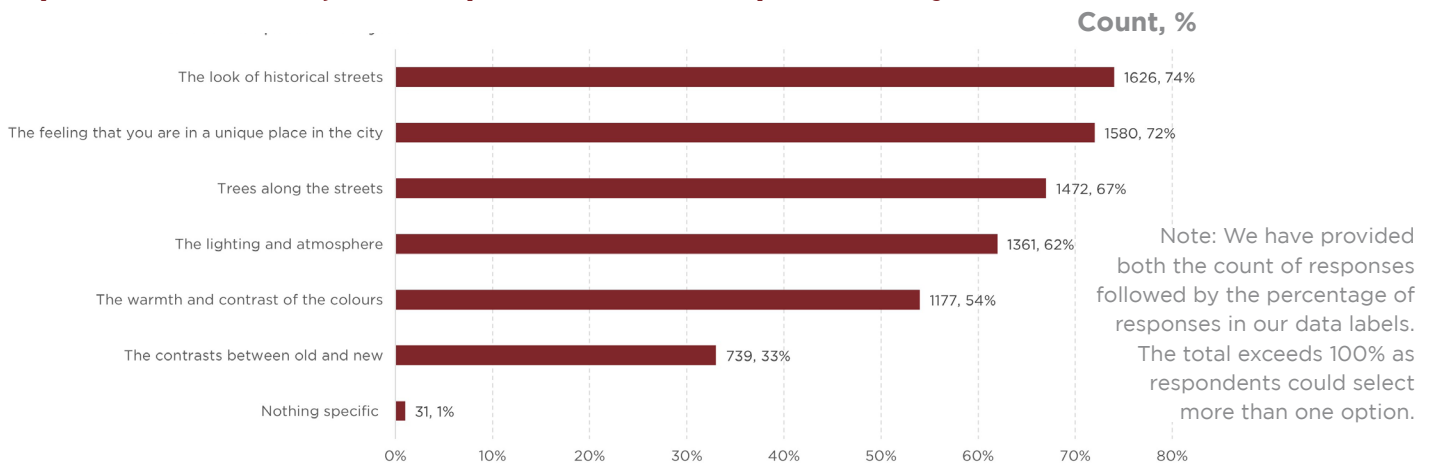
Q8. What kinds of activities do you currently do in Gastown?



10% of respondents selected “other please specify” and key themes included:

- Passing/driving through to get to another destination
- I go to school/study here
- Cycling/ biking
- I used to work here
- Tour guide
- I live nearby

Q9. Thinking about the current look and feel of the streets and public spaces in Gastown, what aspects are most important to you?

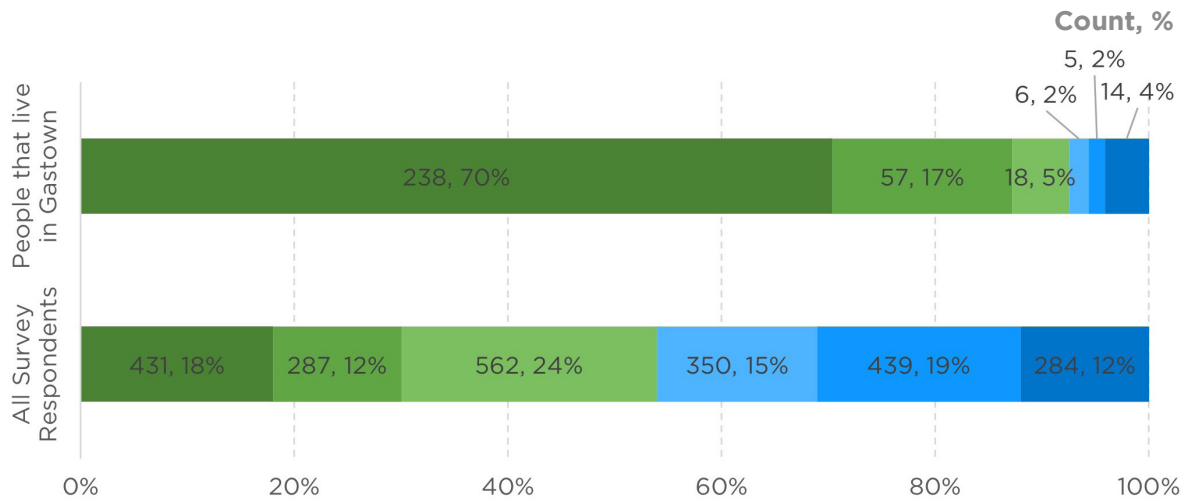


19% of respondents selected “other please specify” and key themes included:

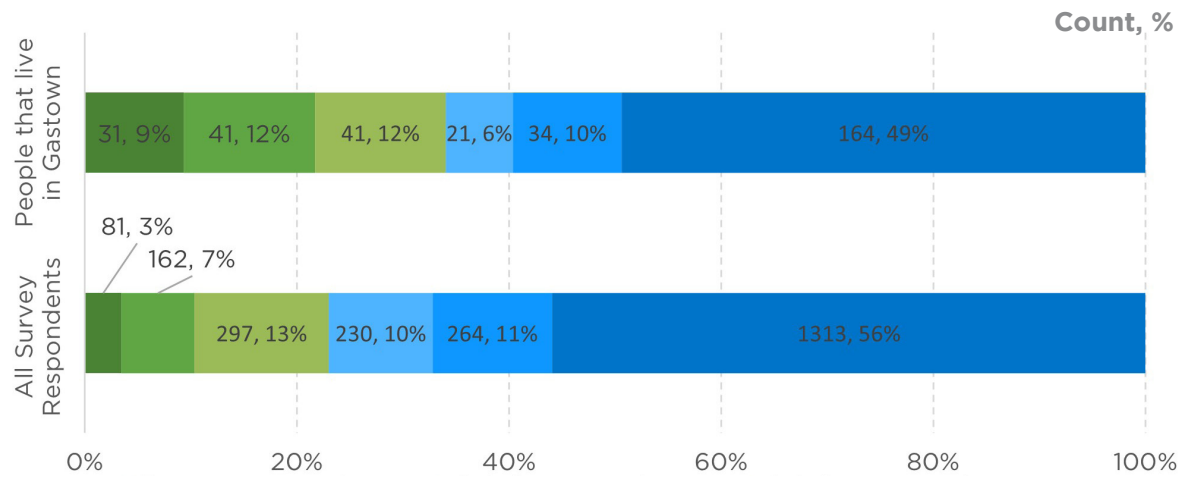
- Safety
- Cleanliness
- More businesses/shops/ restaurants
- Homelessness
- Condition of streets and sidewalks (wider, fixed cracks/even surfaces)
- Open drug use/drug addiction
- Walkability
- Crime/vandalism/theft/ break-ins
- Pedestrian
- Reduce/ban/limit vehicles
- Low/slow traffic

Q10. How often do you travel to and/or through Gastown and how often?

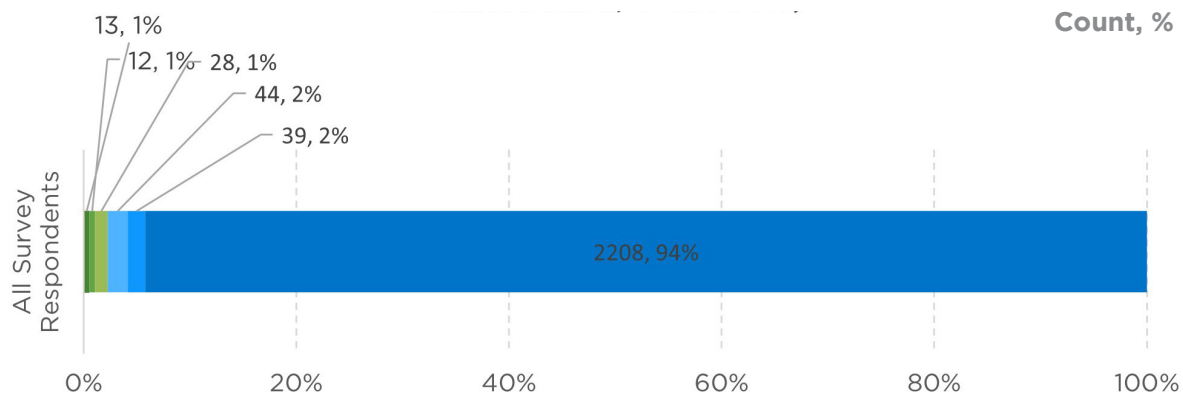
A) walk or run, including with an assistive device (e.g. wheelchair, walker)



B) cycle (including Mobi, e-bike)

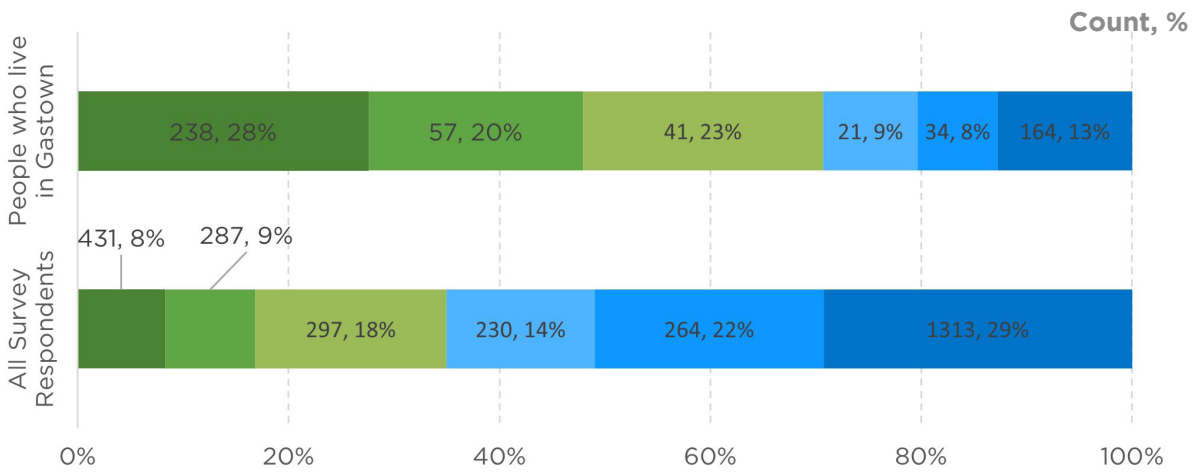


C) micro-mobility device (e.g. in-line skate, skateboard, e-scooter)

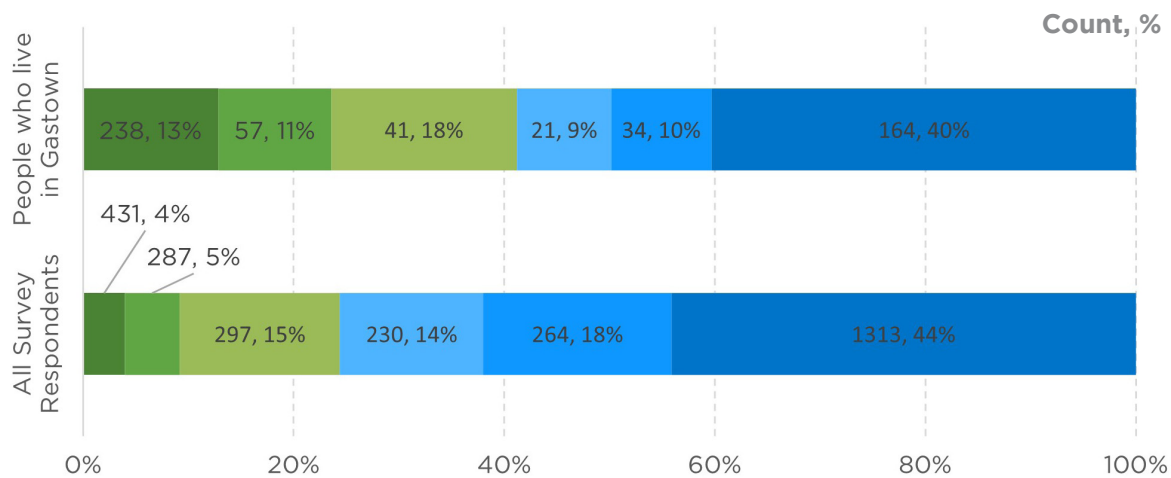


- 5 or more a week ■ 2-4 days a week ■ 1-4 days a month
- Less than once a month ■ Several times a year ■ Never

D) driver or passenger in a motor vehicle (e.g. car, truck, motorcycle)

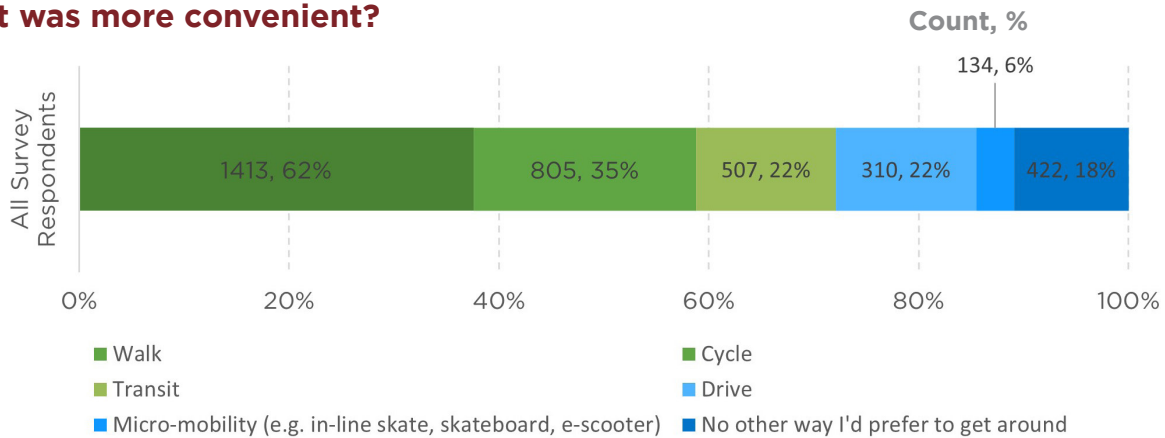


E) transit (e.g. bus, HandyDART)

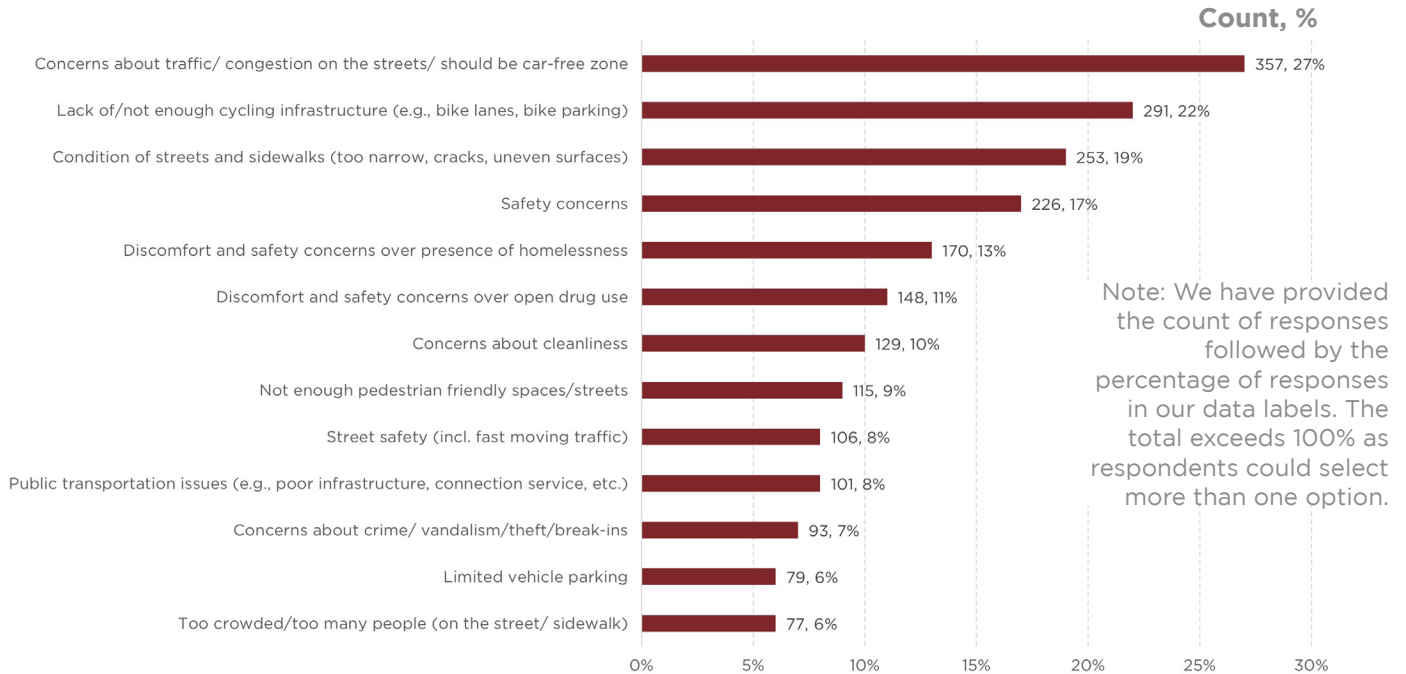


- 5 or more a week
- 2-4 days a week
- 1-4 days a month
- Less than once a month
- Several times a year
- Never

Q11. Is there a way that you would prefer to get around Gastown, if it was more convenient?



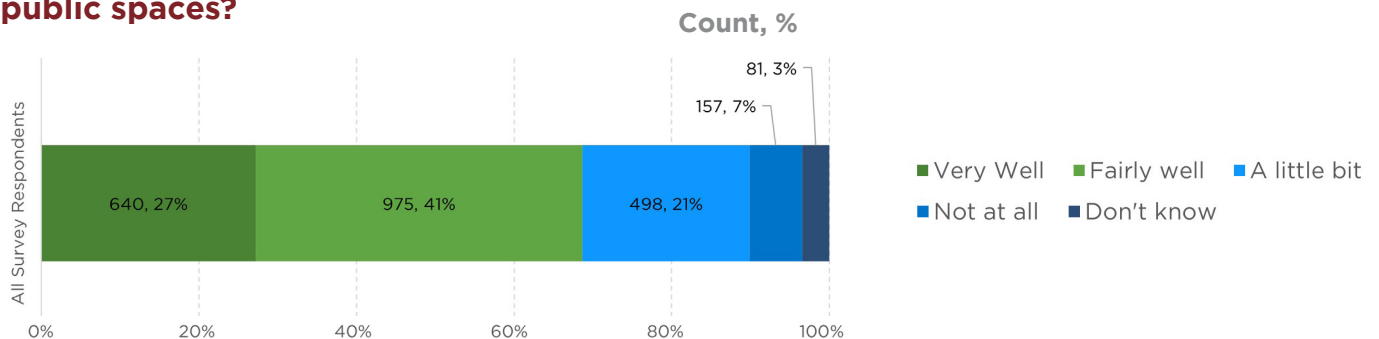
Q12. Please tell us why and what the current barriers are that prevent you from using this method(s) to get around Gastown.



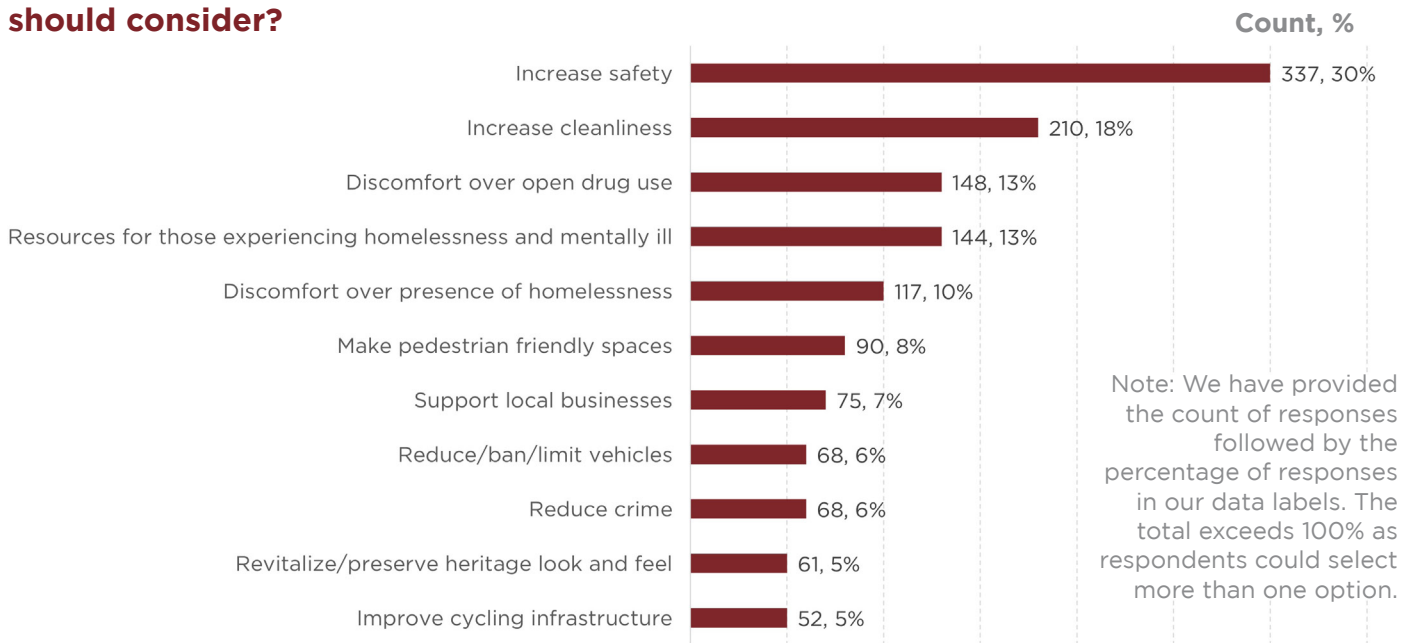
Other themes that less than 5% respondents mentioned included:

- Conflicts between people driving, walking and cycling
- Access for people using mobility devices (e.g., wheelchair)
- Inconvenient traffic flows (e.g., one-way traffic flows)
- Discomfort and safety concerns over mental health problems
- Remove on street parking
- Provides convenient access to work, services, home, etc.
- Confusing roads
- Lack of/not enough local shops/restaurants
- I prefer to walk
- Vehicle noise
- Proximity to Downtown Eastside (DTES)
- More transportation option (e.g., bike share, taxis, etc.)
- Parking fees
- Frequent/ongoing constructions
- I don't go to the area frequently
- Blocked/closed streets
- Due to distance/I live too far away/outside the city to use non-transit options
- Access for delivery services/utility services/emergency vehicle etc.
- The area looks rundown/ derelict/in poor condition
- Antisocial behaviour
- Prefer to drive
- Lack of traffic management (lights, signages, etc.)
- Poor/difficult to access
- Look at all the other places that have these common pedestrian areas and learn from them
- Environmental impact (e.g. pollution)
- Do not make this a pedestrian walk through
- Too much focus on gentrification than preserving the historical look and feel
- Concerns about bollards/chain barriers

Q13. How well do the objectives capture what you'd like to see for Gastown's public spaces?



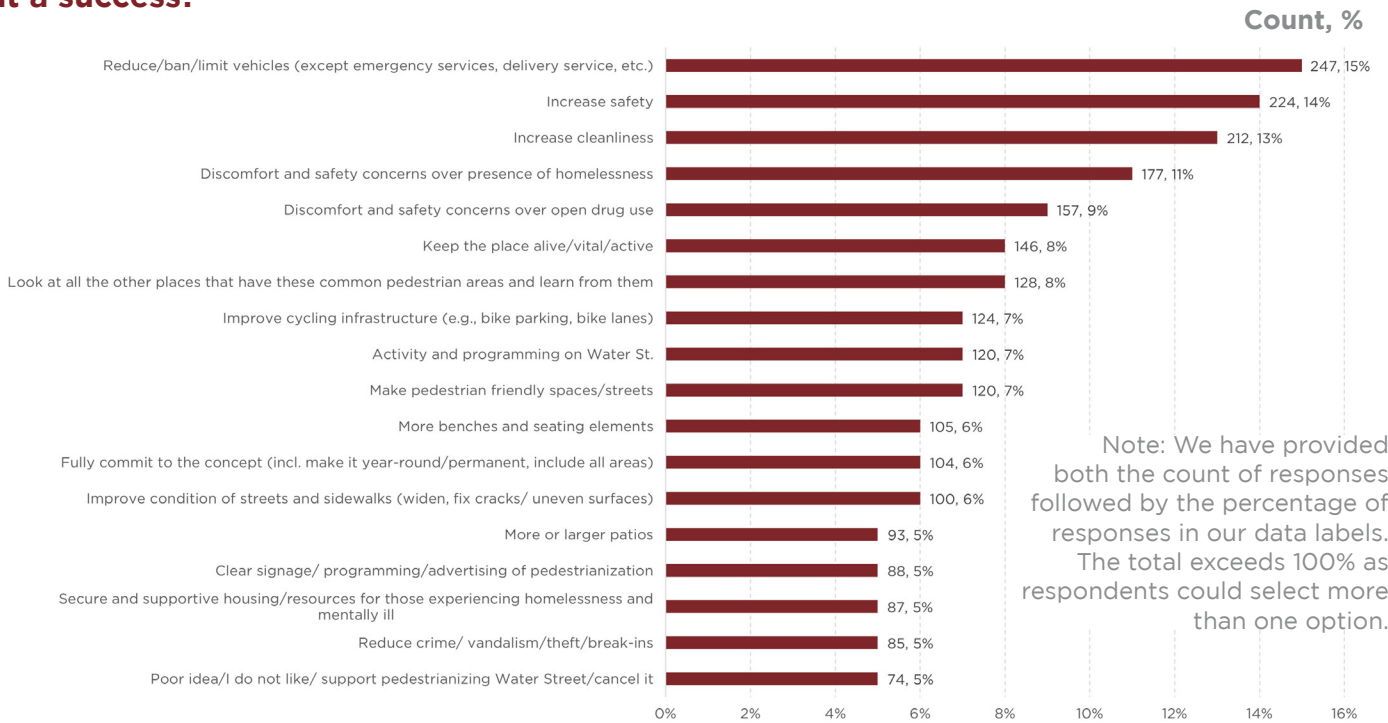
Q14. Is there anything missing from the draft objectives that we should consider?



Other themes that less than 5% respondents mentioned included:

- Improve bus transit infrastructure
- Increase plants/vegetation/green spaces
- Integrate environmental standards/goals into the project work/design
- Represent Indigenous people through public space
- Increase police presence/law enforcement
- Make it accessible for everyone (those with mobility issues)
- Improve condition of streets and sidewalks (widen, fix cracks/uneven surfaces)
- Traffic management (alternative routes, traffic calming, etc.)
- Make spaces/design for artists
- Add public washrooms
- Activity and programming on Water St
- More/affordable parking
- Increase spaces for all ages and abilities
- All communities need to be considered (those who work and live in the area, not just low-income residents)
- More tourist friendly destination/more tourist attractions
- Noise pollution control (from vehicles, bars, events, etc.)
- Look at all the other places that have these common pedestrian areas and learn from them
- More opportunities to learn about the history of the area
- Less focus on representation of Indigenous people
- Include all blocks and areas
- Concerns about impact to garbage and servicing
- Public engagement/listen to the public
- More support to local residents than tourists
- Provide convenient access to work, services, home, etc.
- Multicultural representation
- More affordable/available housing
- Add recreation centre/amenities (public pool, tennis courts)
- Make it more inviting/ interesting/attractive
- Make the area more affordable (food, entertainment, etc.)
- Keep it unique
- More/better lighting
- Stop closing streets off to vehicle traffic/keep the vehicles moving through the whole area
- More or larger patios
- Be truthful about the history of the area
- More places to hangout
- Pet-friendly
- Closure for special events but not permanent
- Add outdoor stage
- Better healthcare services/facilities
- More public/free spaces/ avoid privatization of public space

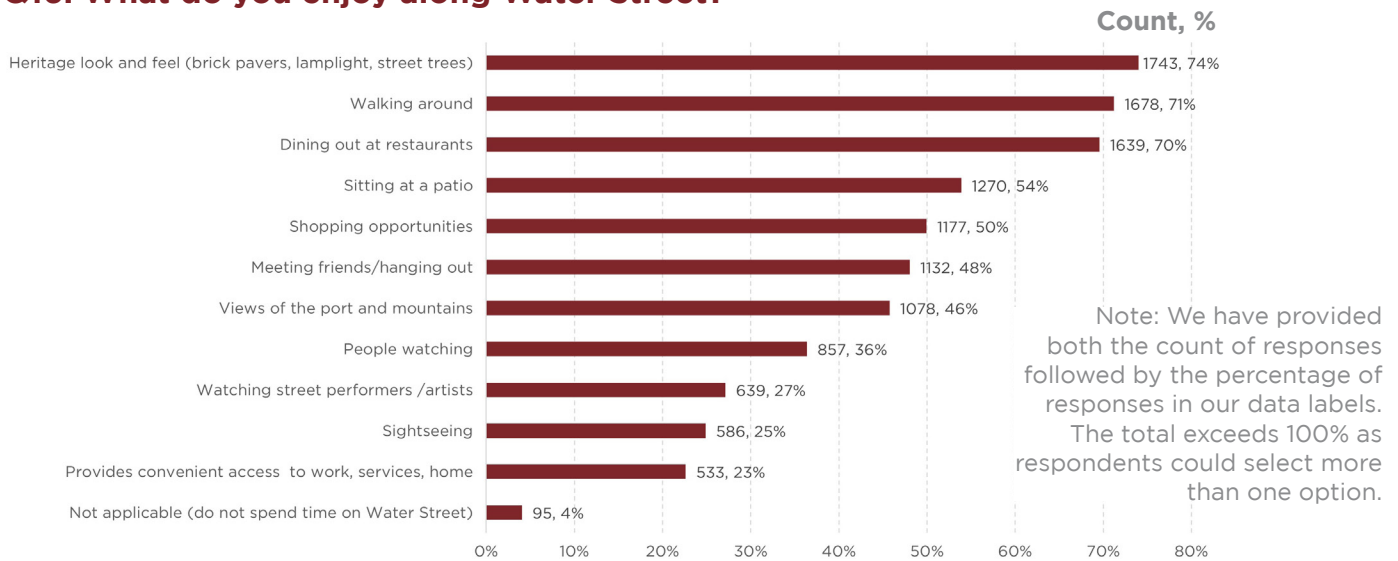
Q15. As we plan for pedestrianizing Water Street, what should we consider to make it a success?



Other themes that less than 5% respondents mentioned included:

- Increase plants/ vegetation/green spaces
- Create alternative routes
- Increase police presence/law enforcement
- Increase vehicle parking
- Improve bus transit infrastructure
- Good idea/I like/support pedestrianizing Water Street/just do it
- Concerns about traffic congestion on other streets
- More/better lighting
- Do not limit vehicle movement (e.g., leave one street for car traffic or have vehicle access close by)
- Add public washrooms
- Make it accessible for everyone (including those with mobility issues)
- Reduce conflicts between people driving, walking and cycling
- Provides convenient access to work, services, home, etc.)
- Make spaces/design for artists
- Reduce noise from vehicles bars, events, etc.
- Covered/shaded areas (for weatherproofing)
- Convenient and safe pickup/drop-off areas
- Revitalize/preserve heritage look and feel
- Concerns about impact to garbage and servicing
- More places to hangout and people watch
- Improve visual appeal/ make it more attractive
- Increase spaces for all ages and abilities
- Public engagement/listen to the public
- Free/affordable parking
- Environmental impact (e.g. pollution)
- Make it easier to navigate the area
- Represent Indigenous people through public space
- Seasonal pedestrianized Water Street
- Enforce speed limit
- Add water fountains
- More parks/better park space
- Make the area more affordable (e.g., food, entertainment, etc.)
- Retractable bollards
- Add recreation centre/ amenities (public pool, tennis courts)
- Reduce/ban/limit active mobility options (e.g., bikes, scooters)
- Provide (tax) incentives/ grants/funding programs
- Create/enforce strict bylaws
- Pet-friendly
- Public bikeshare station
- More public/free spaces/ avoid privatization of public space
- Multicultural representation

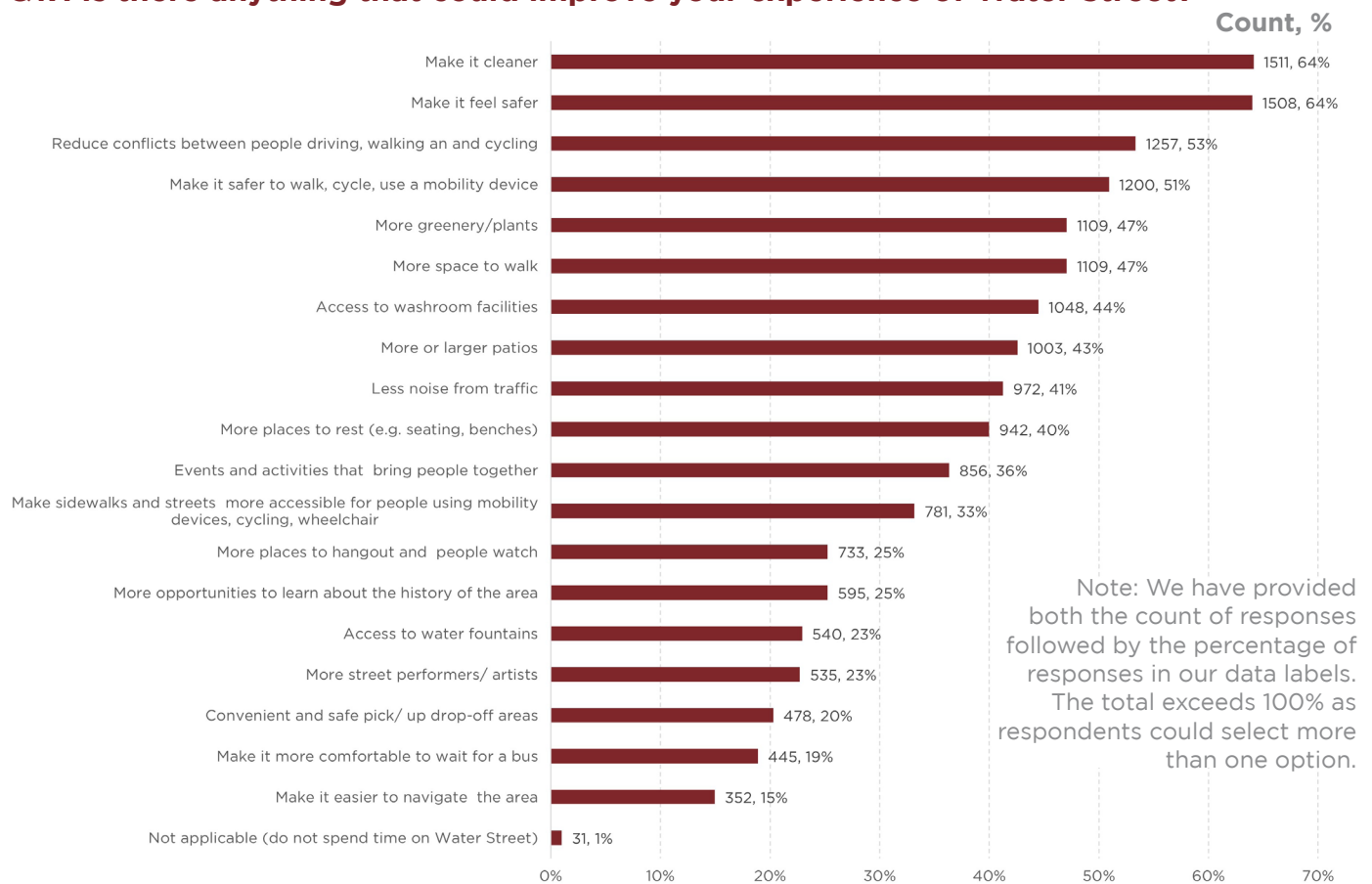
Q16. What do you enjoy along Water Street?



5% of respondents selected “other please specify” and key themes included:

- Biking
- Events and activities

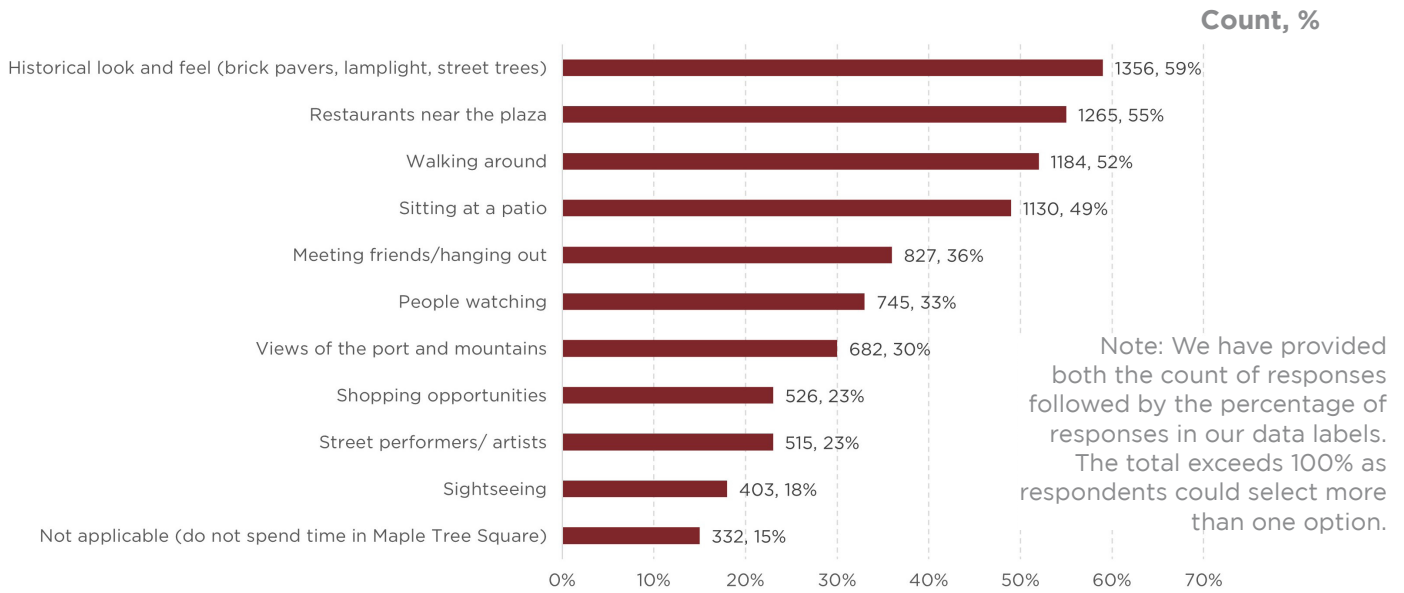
Q17. Is there anything that could improve your experience of Water Street?



15% of respondents selected “other please specify” and key themes included:

- Address open drug use/drug addiction
- Address homelessness
- Make it car-free
- Improve street/sidewalk condition/surface (e.g., cracks, uneven surfaces, etc.)
- Reduce crime/vandalism/ theft/break-ins
- More shops/restaurants
- Police presence
- More/affordable parking
- Biking/bike lanes

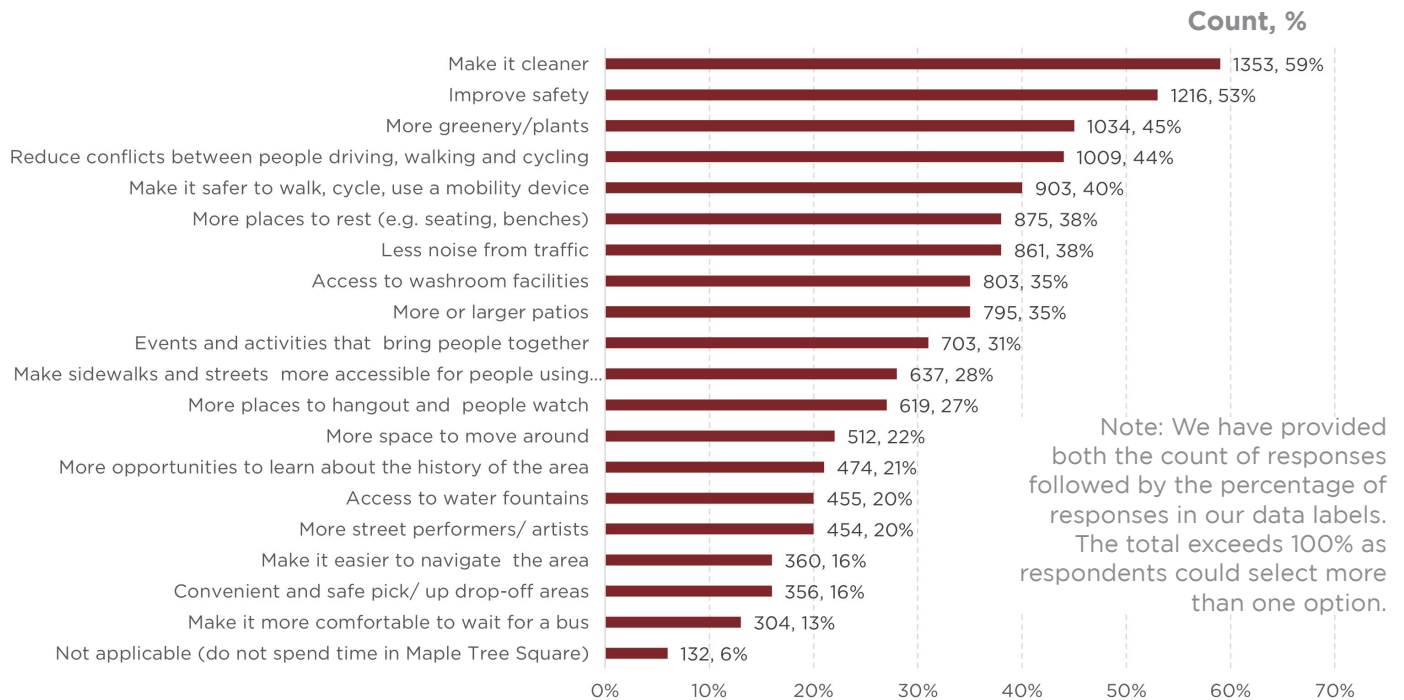
Q18. What do you enjoy in Maple Tree Square?



6% of respondents selected “other please specify” and key themes included:

- Gassy Jack statue

Q19. Is there anything that could improve your experience of Maple Tree Square?



14% of respondents selected “other please specify” and key themes included:

- Address homelessness
- Address open drug use/drug addiction
- Make a car-free zone/space
- Improve street/sidewalk condition/surface (e.g., cracks, uneven surfaces, etc.)
- Bring back the statue of Gassy Jack
- Replace/remove the statue of Gassy Jack
- Do not limit vehicle movement/access
- Better/clear signages
- Covered/ shaded areas (for weatherproofing)
- Reduce crime/vandalism/ theft/break-ins

Q20. What do you enjoy about Cordova Street?

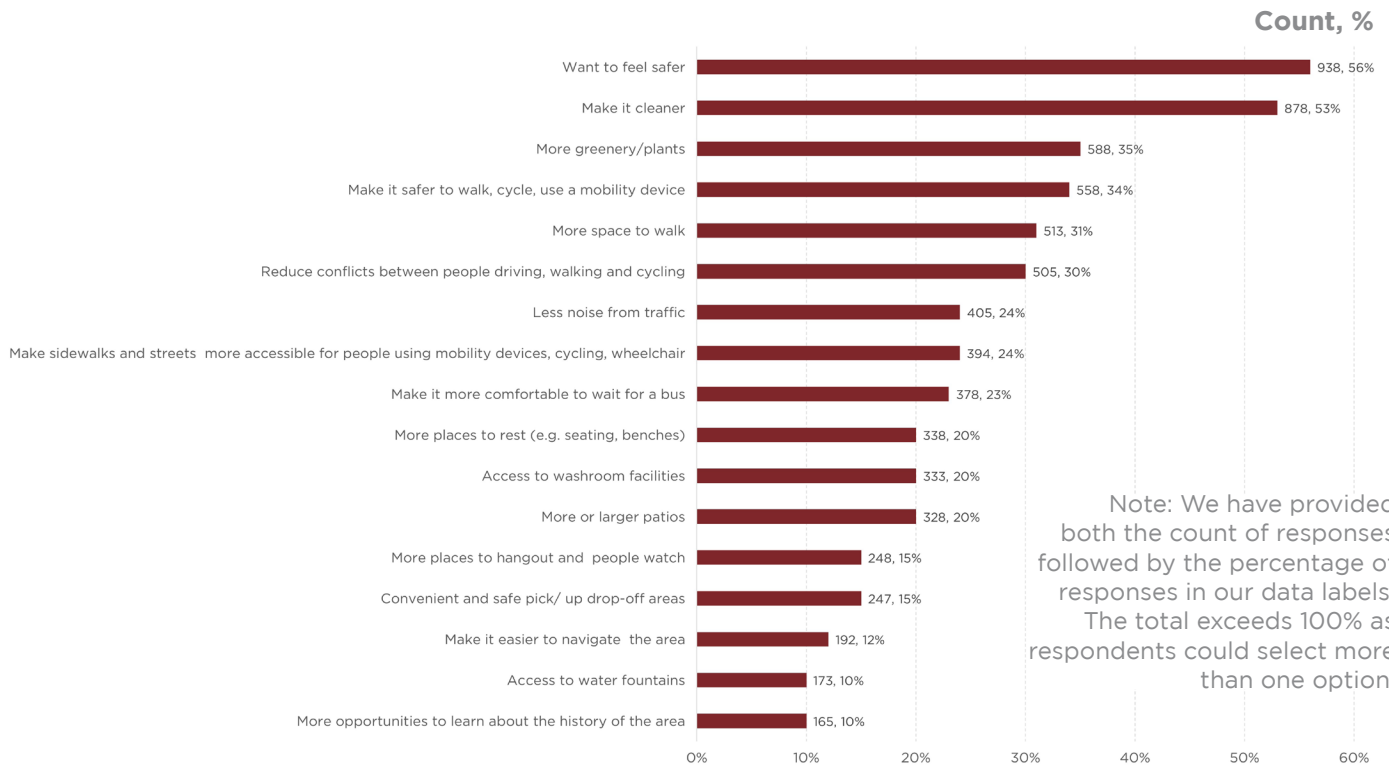


Note: We have provided both the count of responses followed by the percentage of responses in our data labels. The total exceeds 100% as respondents could select more than one option.

10% of respondents selected “other please specify” and key themes included:

- Biking/bike lanes

Q21. Is there anything that could improve your experience of Cordova Street?

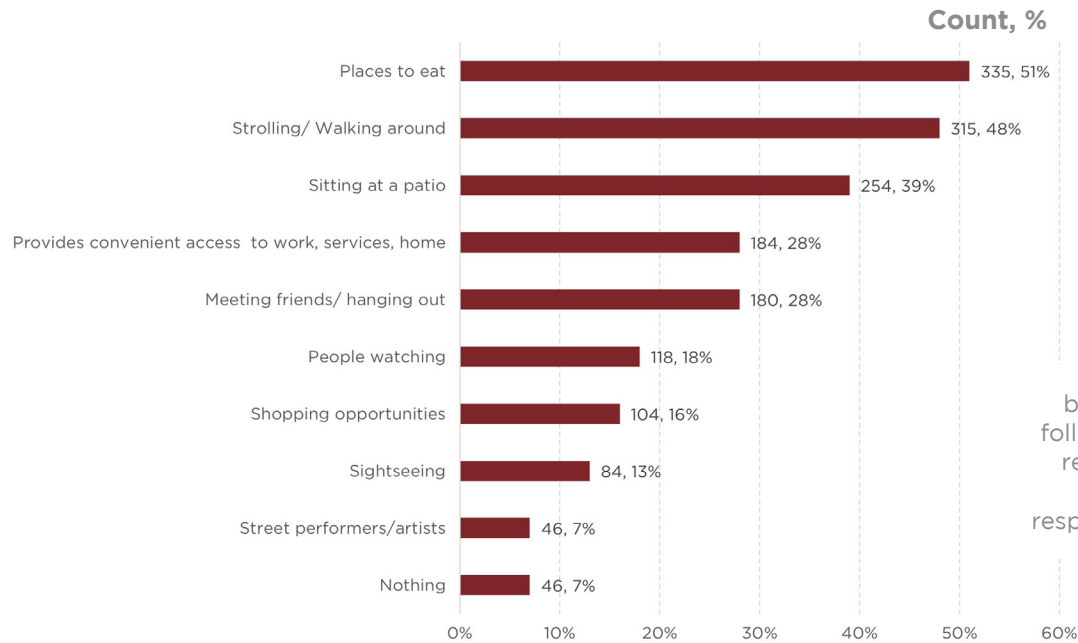


Note: We have provided both the count of responses followed by the percentage of responses in our data labels. The total exceeds 100% as respondents could select more than one option.

36% of respondents selected “other please specify” and key themes included:

- Improve traffic (less traffic, slower traffic, better traffic flow)
- Address homelessness
- Address open drug use/drug addiction
- Biking/bike lanes
- More shops/restaurants
- Reduce crime/vandalism/ theft/break-ins
- More/affordable parking
- Improve transit (access, infrastructure, service)
- Increase police presence/ law enforcement
- Use it to drive through/ as thoroughfare
- Improve condition of streets and sidewalks (fix cracks/uneven surfaces)
- Better lighting

Q22. What do you enjoy about Alexander Street?

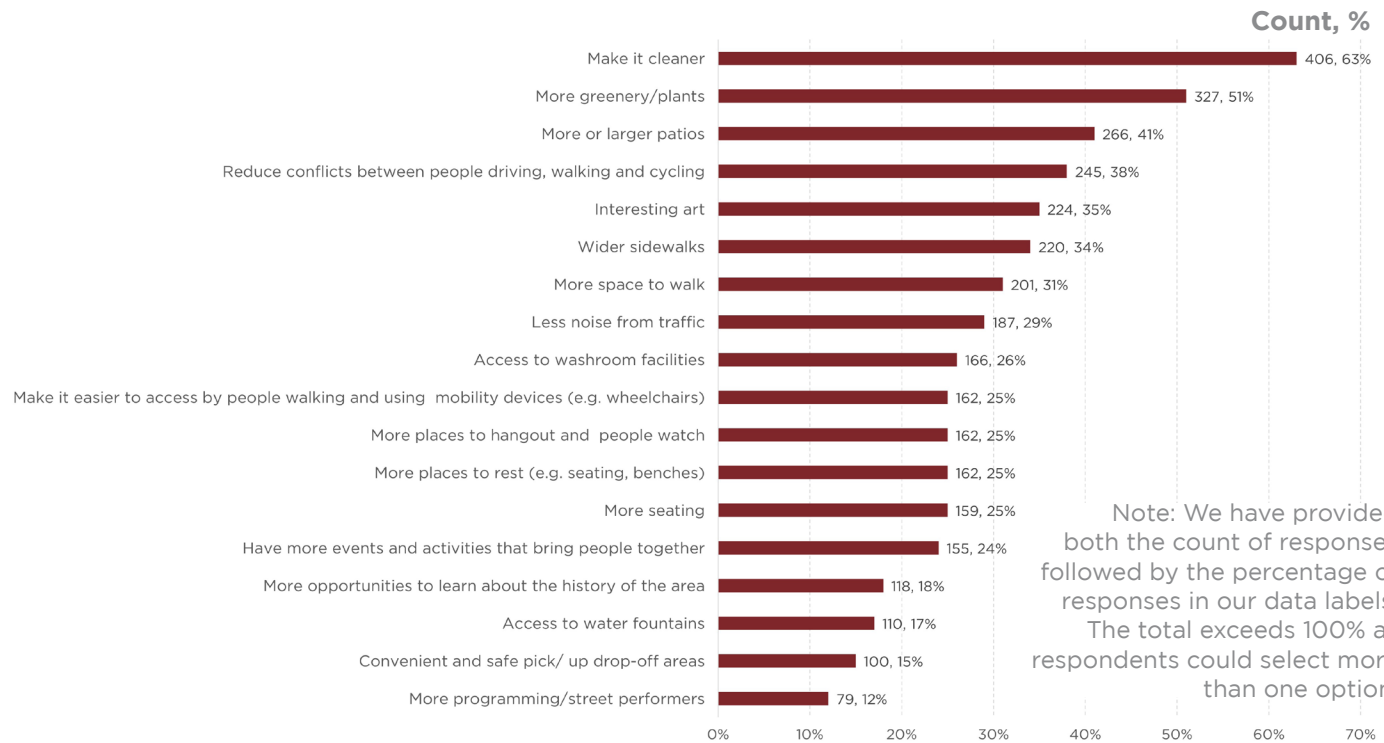


Note: We have provided both the count of responses followed by the percentage of responses in our data labels. The total exceeds 100% as respondents could select more than one option.

19% of respondents selected “other please specify” and key themes included:

- Bike/bike lane

Q23. Is there anything that could improve your experience of Alexander Street?

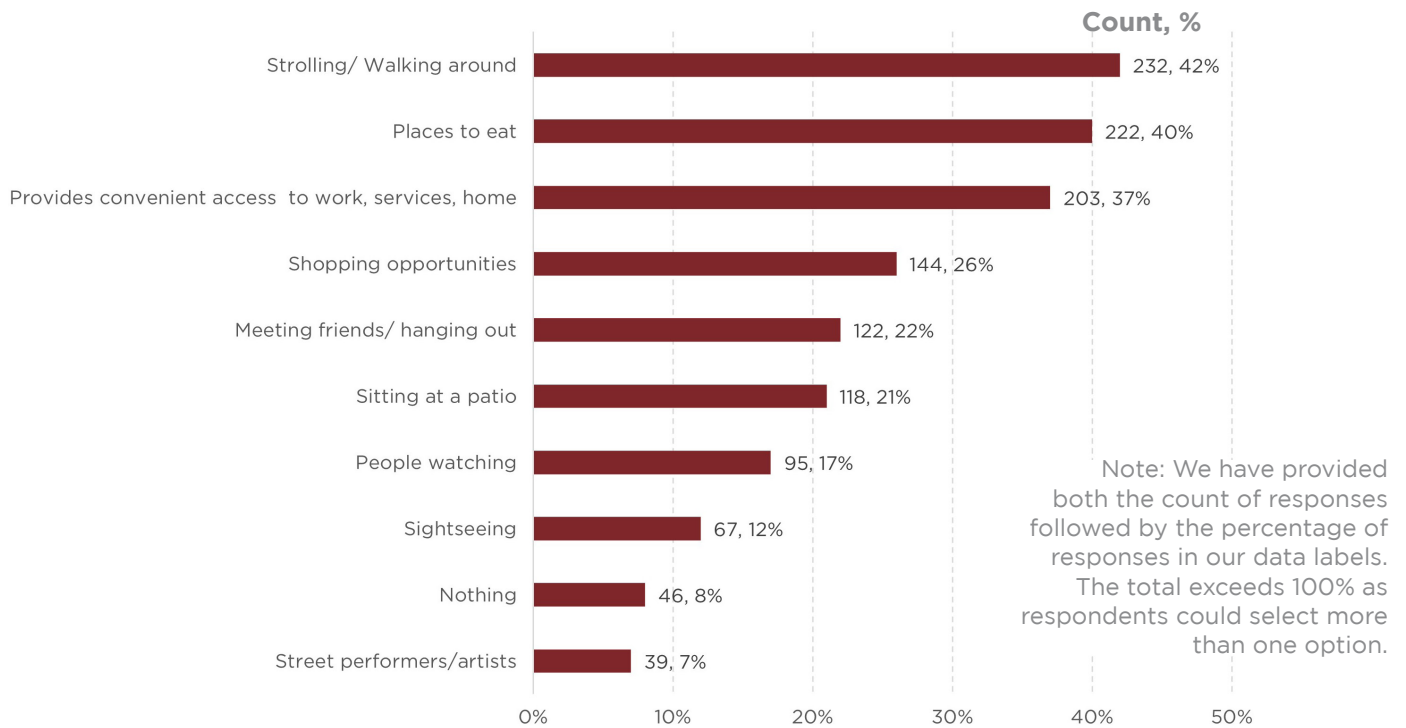


Note: We have provided both the count of responses followed by the percentage of responses in our data labels. The total exceeds 100% as respondents could select more than one option.

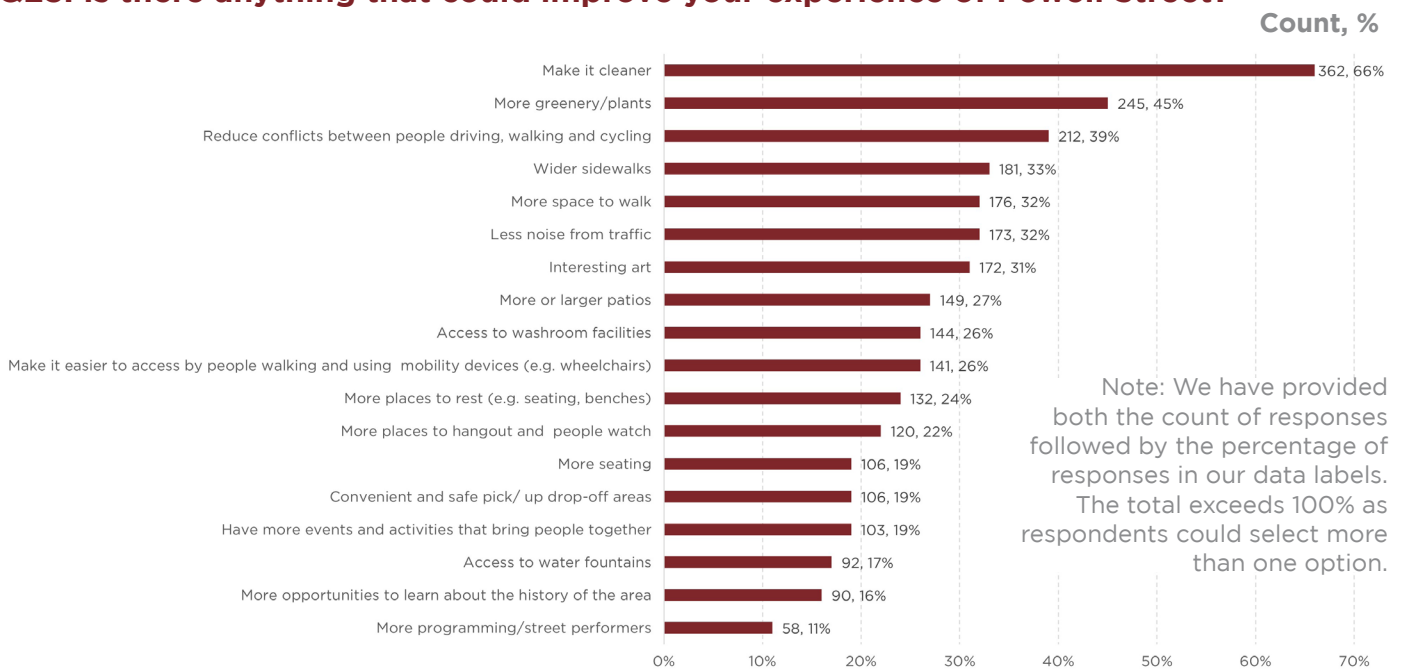
30% of respondents selected “other please specify” and key themes included:

- Make it safer
- Address homelessness
- Address open drug use/drug addiction
- Biking/bike lanes
- Reduce/ban/limit vehicles

Q24. What do you enjoy about Powell Street?



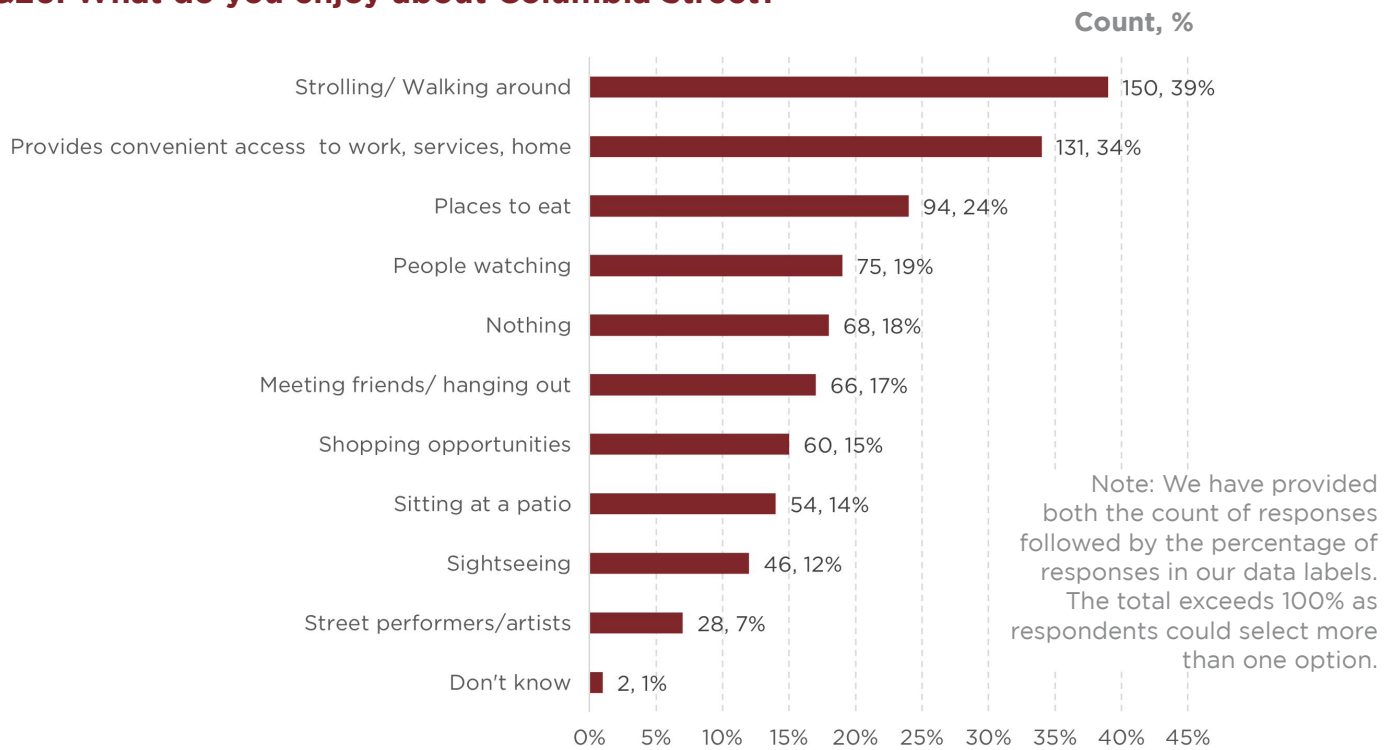
Q25. Is there anything that could improve your experience of Powell Street?



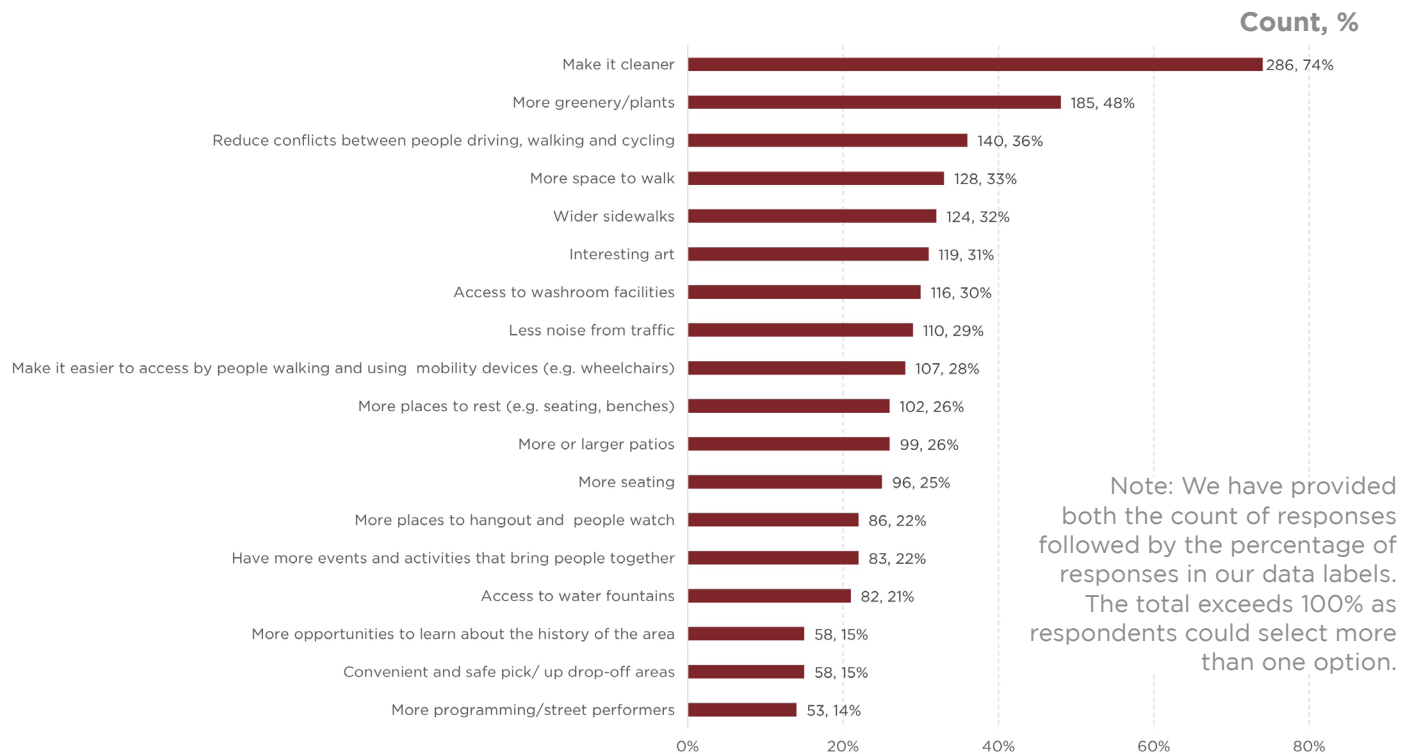
33% of respondents selected “other please specify” and key themes included:

- Make it safer
- More programming/street performers
- Address homelessness
- Address open drug use/drug addiction
- Biking/bike lanes

Q26. What do you enjoy about Columbia Street?



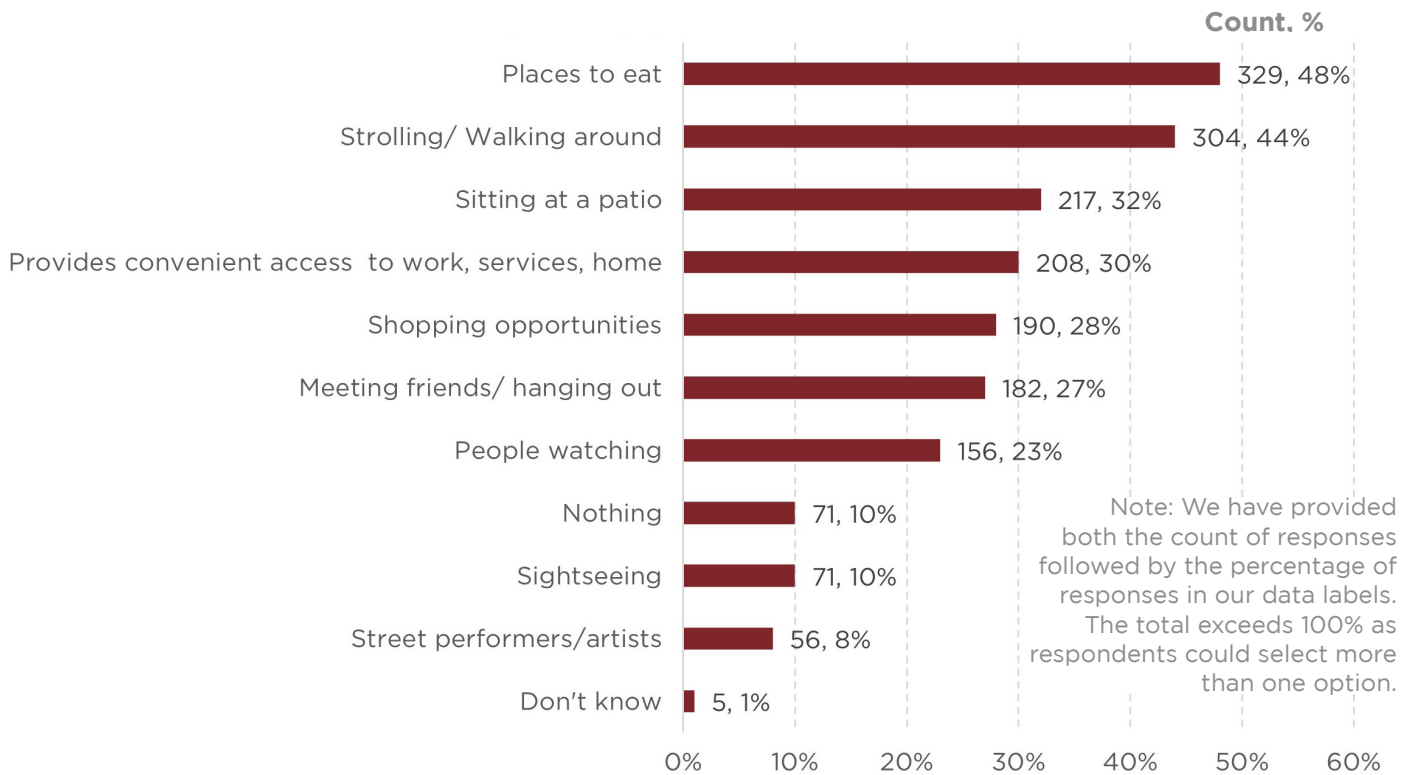
Q27. Is there anything that could improve your experience of Columbia Street?



39% of respondents selected “other please specify” and key themes included:

- Make it safer
- Convenient and safe pick/ up drop-off areas
- More opportunities to learn about the history of the area
- More programming/street performers
- Address homelessness
- Address open drug use/drug addiction
- More shops/restaurants
- Improve condition of streets and sidewalks (fix cracks/uneven surfaces)

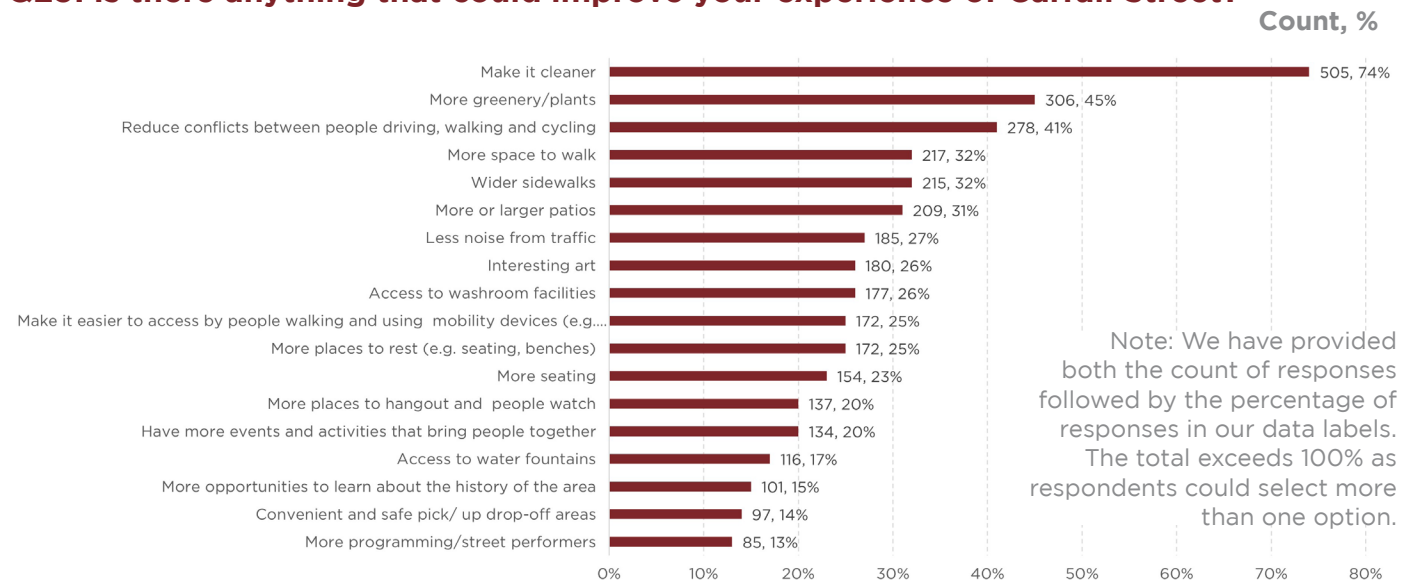
Q28. What do you enjoy about Carrall Street?



21% of respondents selected “other please specify” and key themes included:

- Biking/bike lanes

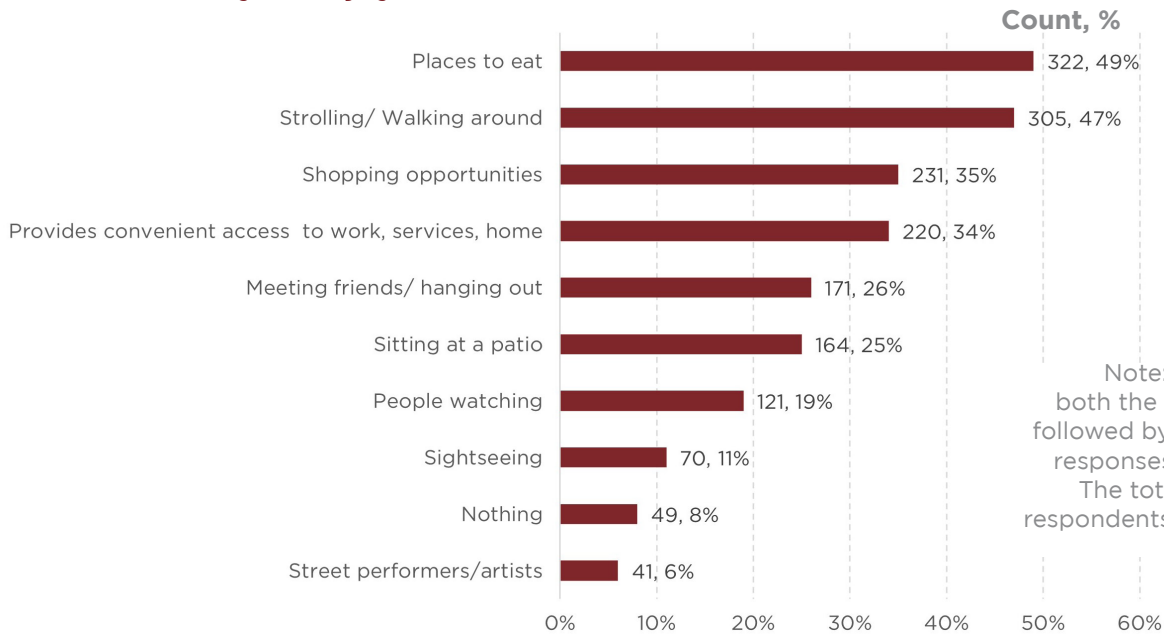
Q29. Is there anything that could improve your experience of Carrall Street?



40% of respondents selected “other please specify” and key themes included:

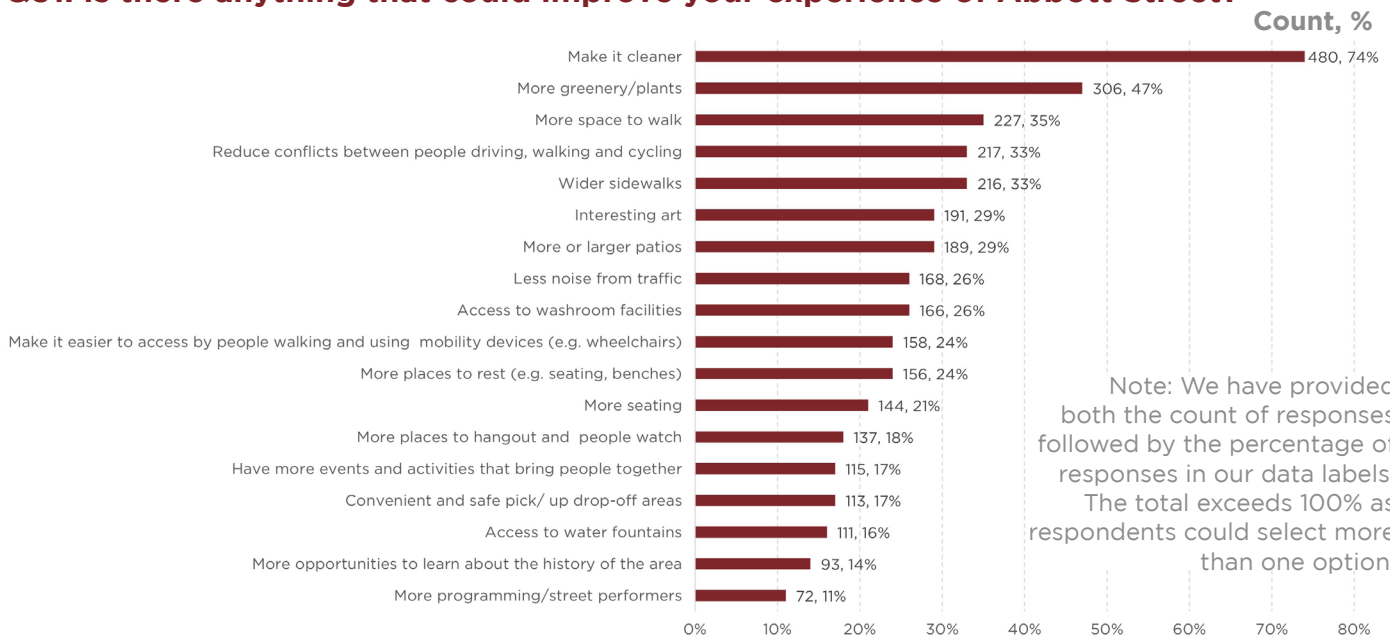
- Make it safer
- Access to water fountains
- More opportunities to learn about the history of the area
- Convenient and safe pick/ up drop-off areas
- More programming/street performers
- Biking/bike lanes
- Address homelessness
- Address open drug use/drug addiction

Q30. What do you enjoy about Abbott Street?



Note: We have provided both the count of responses followed by the percentage of responses in our data labels. The total exceeds 100% as respondents could select more than one option.

Q31. Is there anything that could improve your experience of Abbott Street?

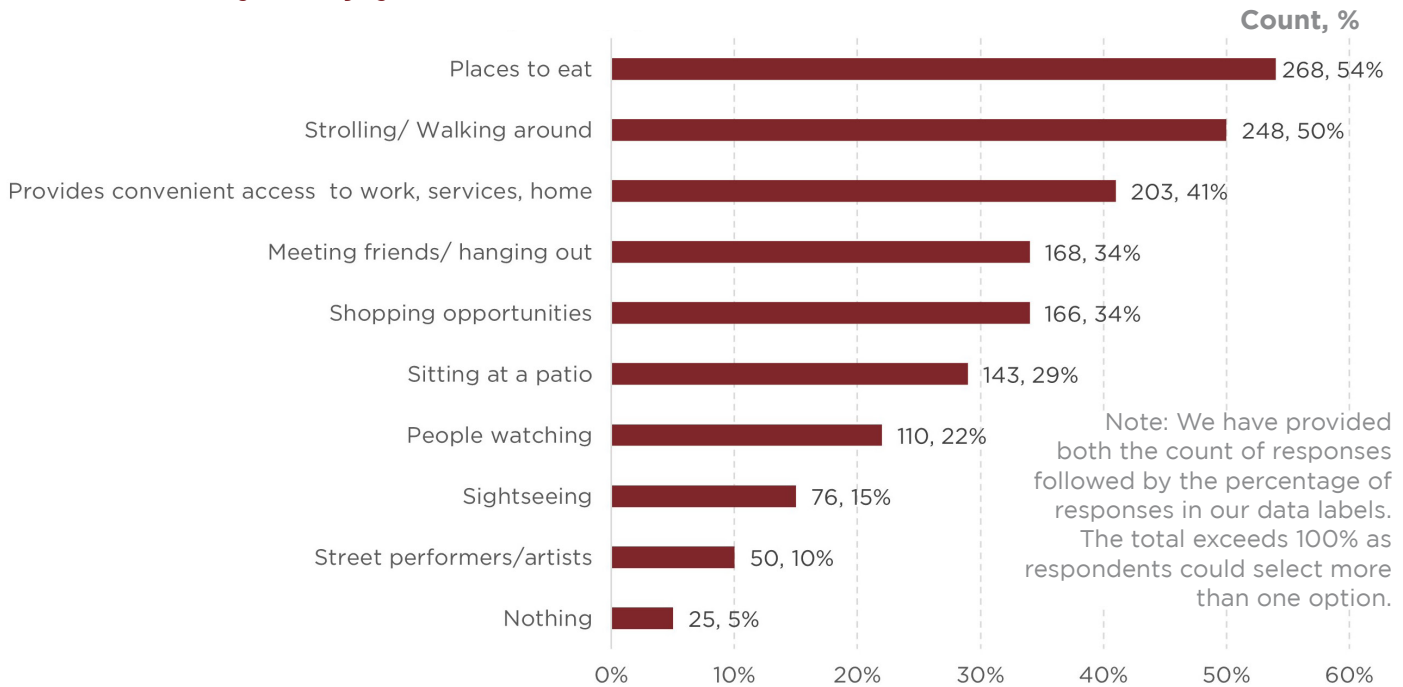


Note: We have provided both the count of responses followed by the percentage of responses in our data labels. The total exceeds 100% as respondents could select more than one option.

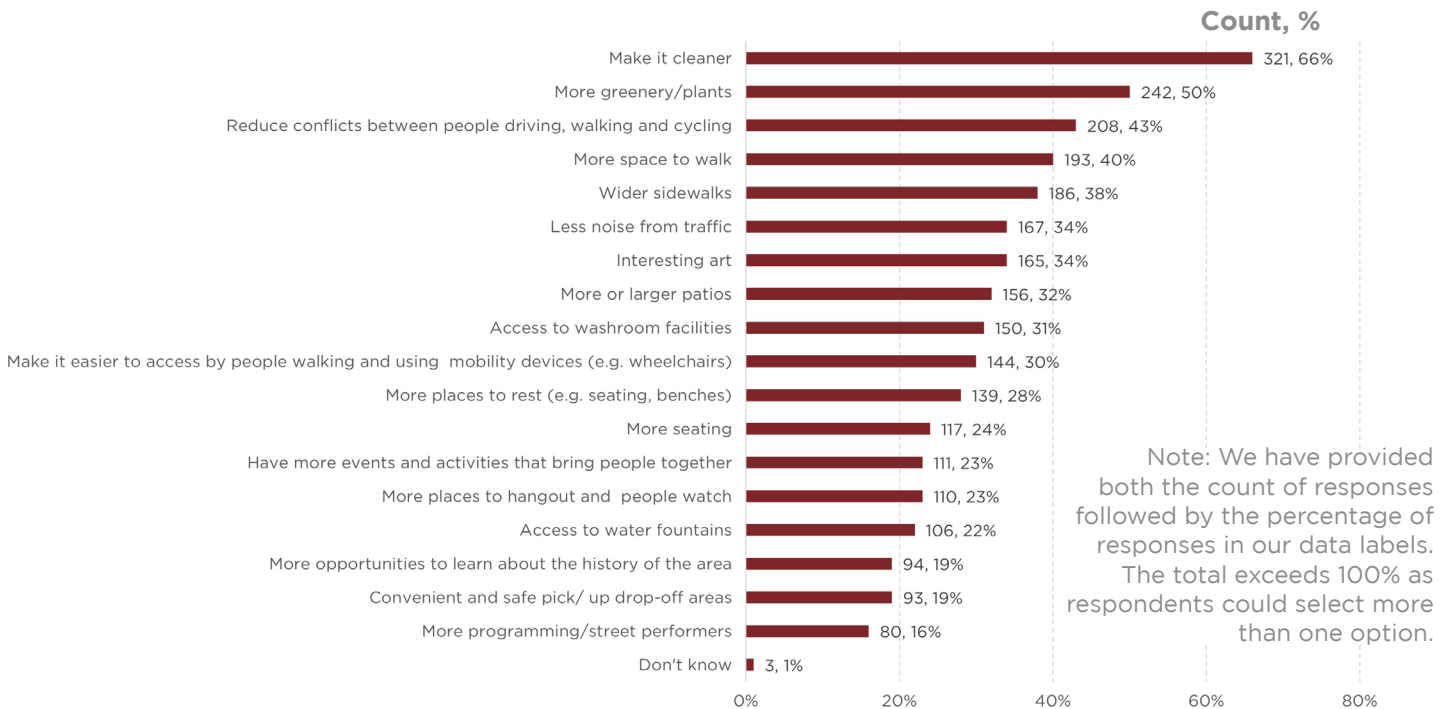
15% of respondents selected “other please specify” and key themes included:

- Make it safer
- Address homelessness
- Address open drug use/drug addiction
- Biking/bike lanes
- Improve condition of streets and sidewalks (fix cracks/uneven surfaces)
- Reduce crime/vandalism/theft/break-ins
- More shops/restaurants

Q32. What do you enjoy about Cambie Street?



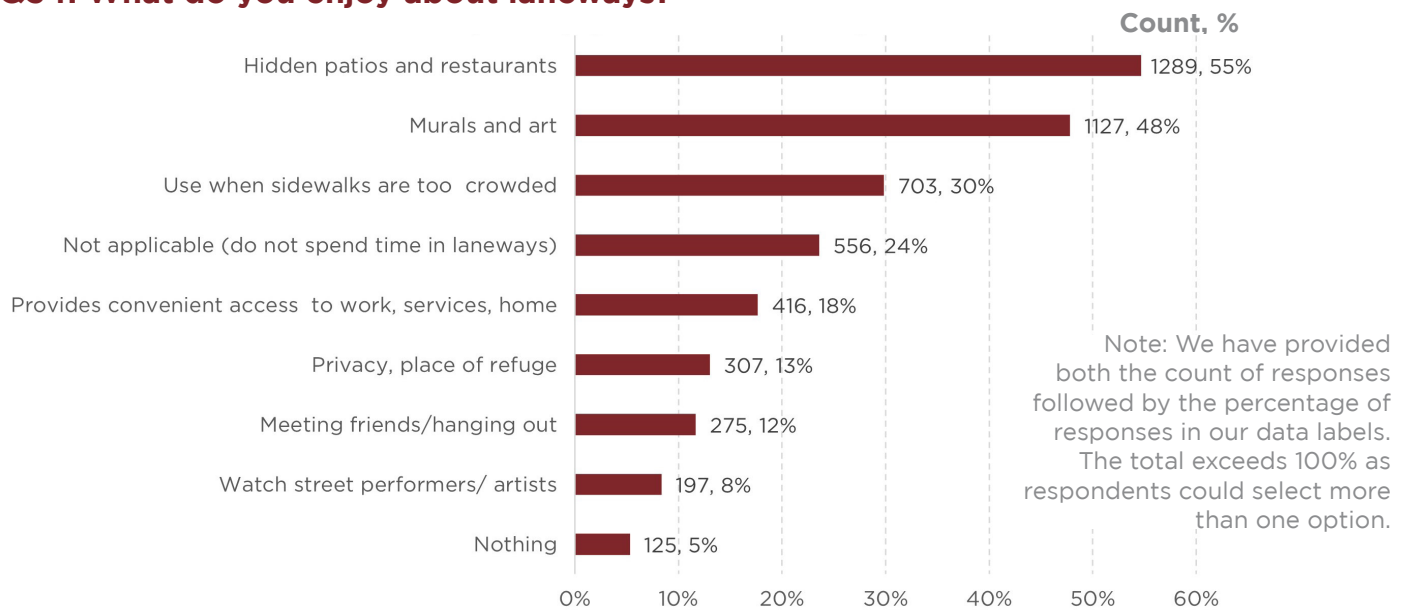
Q33. Is there anything that could improve your experience of Cambie Street?



29% of respondents selected “other please specify” and key themes included:

- Make it safer
- Address homelessness
- Address open drug use/drug addiction
- Biking/bike lanes

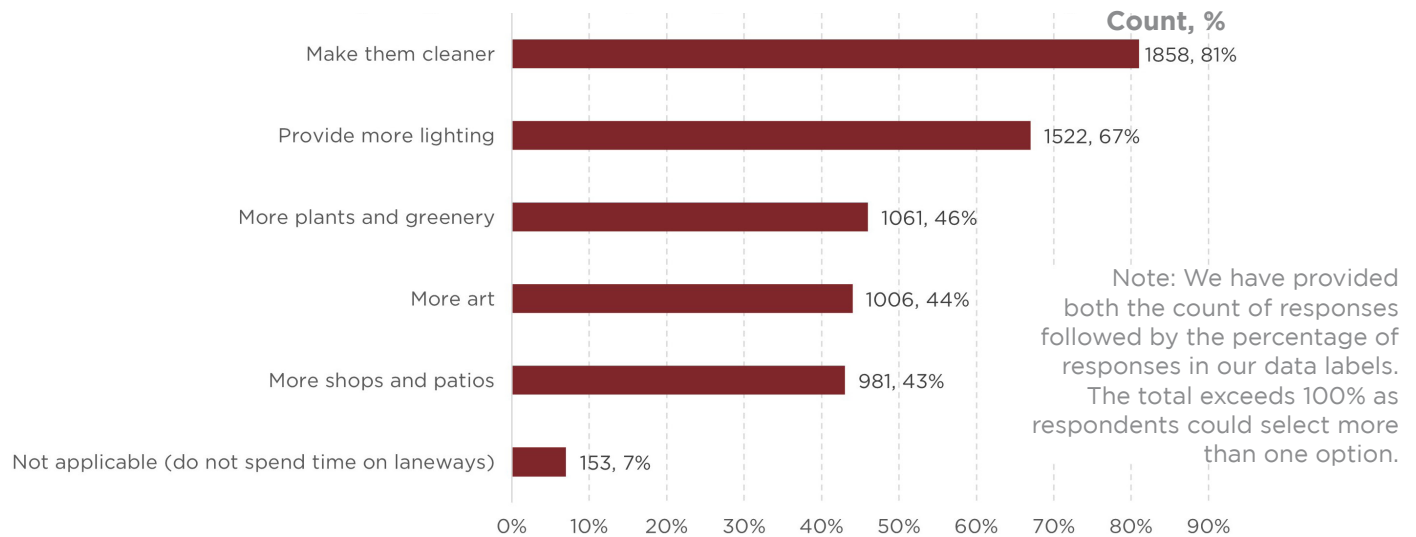
Q34. What do you enjoy about laneways?



12% of respondents selected “other please specify” and key themes included:

- Historical look and feel (brick pavers, lamplight, street trees)

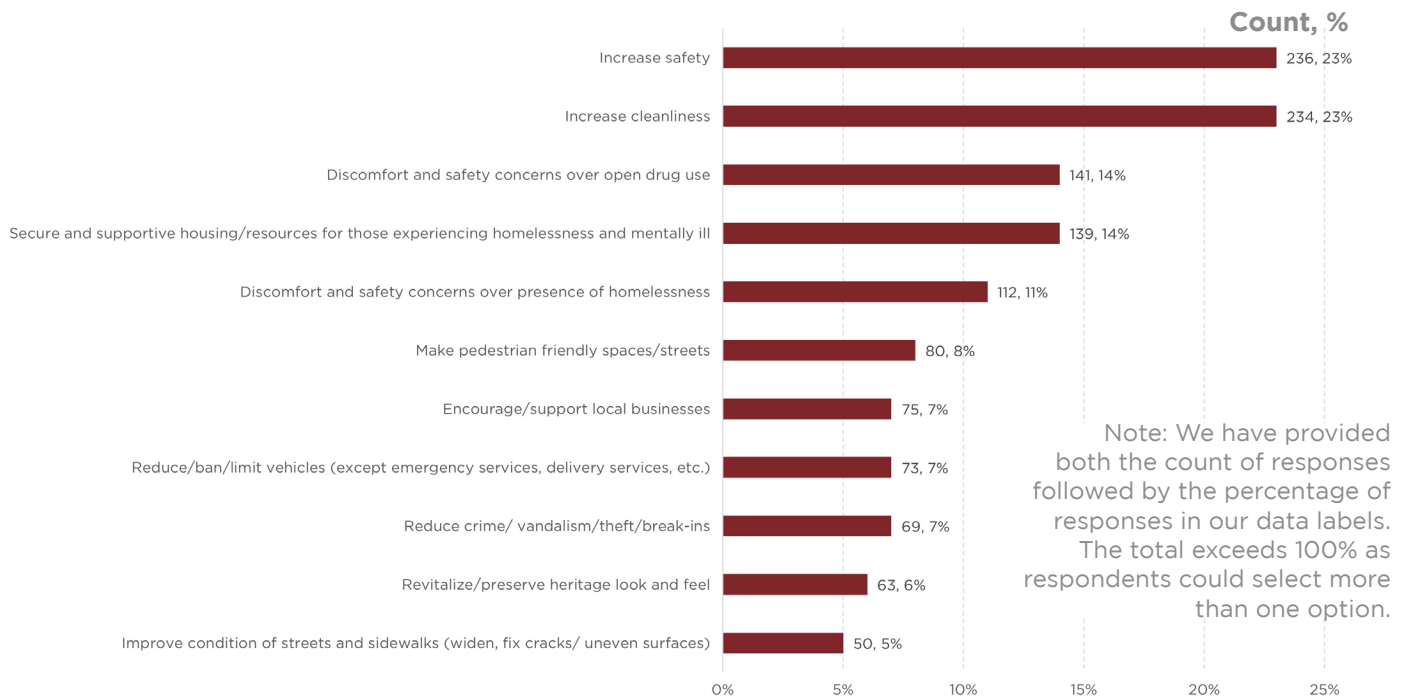
Q35. Is there anything that could improve your experience of laneways?



34% of respondents selected “other please specify” and key themes included:

- Make it feel safer
- Address open drug use/drug addiction
- Address homelessness
- Better garbage system and servicing
- Reduce crime/vandalism/ theft/break-ins
- Increase police presence
- Look at all the other places that have these common pedestrian areas and learn from them
- Add public washrooms
- Pest/rodent control
- Reduce/ban/limit vehicles (unless utility vehicles, ambulances, taxis, etc.)
- Improve condition of streets and sidewalks widen, fix cracks/uneven surfaces)
- Make it safer to walk, cycle, use a mobility device
- More places to eat
- Biking/bike lane
- Make them more inviting/ interesting/attractive
- Have more events and activities

Q36. Do you have any other thoughts about streets and public spaces in Gastown?



Other themes that less than 5% respondents mentioned included:

- Improve cycling infrastructure (e.g., bike parking, bike lanes)
- Activity and programming on Water St
- Increase police presence/law enforcement
- Look at all the other places that have these common pedestrian and learn from them
- Increase plants/ vegetation/green spaces
- Make it more accessible to cars/do not eliminate/ close streets to cars
- More tourist friendly destination/more tourist attractions
- Add public washrooms
- Improve bus transit infrastructure
- Make spaces/design for artists
- Fully commit to the concept (incl. make it year-round/permanent, include all areas)
- More accessible
- The neighbourhood has deteriorated significantly / gotten worse over the years
- The area looks rundown/in poor condition/needs better maintenance/upkeep
- Spaces for all ages and abilities
- Traffic management (incl. alternative routes, traffic calming, etc.)
- The area has a lot/great potential
- Keep it unique
- Increase vehicle parking
- More or larger patios
- More/better lighting
- Ensure that basic needs of the neighbourhood are met
- Represent Indigenous people through public space
- Public engagement/listen to the public
- Clear signage/ programming/advertising of pedestrianization
- Add water fountains
- More places to hangout
- Create/enforce strict bylaws
- Affordable/available housing
- Make it more fun/entertaining
- Reduce noise from vehicles/tour buses
- Add recreation centre/amenities (public pool, tennis courts)
- Make the area more affordable (e.g., food, entertainment, etc.)
- Concerns about impact to garbage and servicing
- More benches and seating elements
- Park maintenance/ cleanliness
- Make it easier to navigate the area
- Do not restrict the views (e.g., mountains, ports, etc.)
- Covered/ shaded areas (for weatherproofing)
- Convenient and safe pickup/drop-off areas
- Poor idea/I do not like/ support pedestrianizing the area/cancel it
- Less focus on representation of Indigenous people
- Multicultural representation
- Reduce taxes
- It must be recognized that some of this is faux heritage
- It is only use as a thoroughfare and never even stop in the area
- Environmental concerns/initiatives